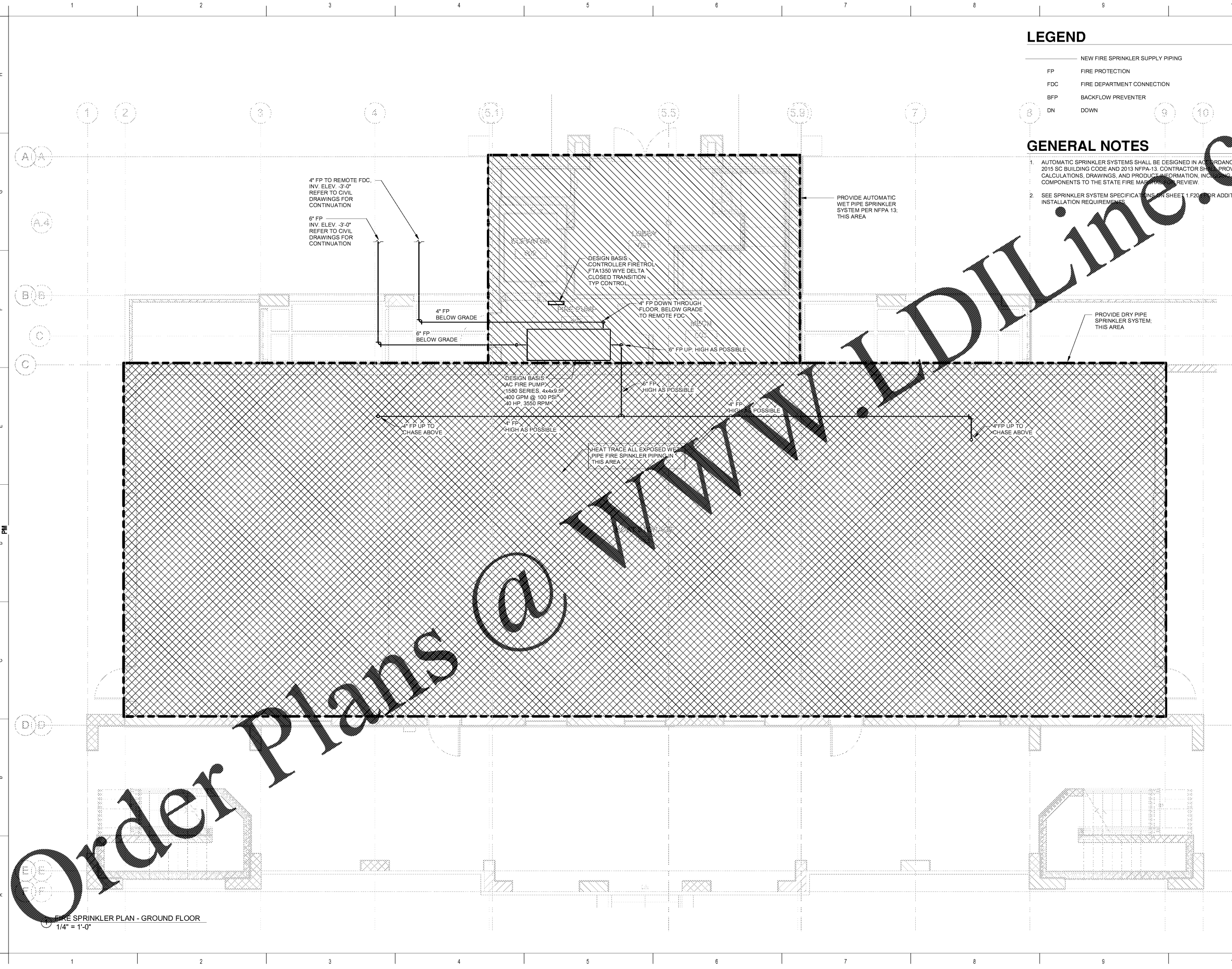


ALL DESIGNS, DRAWINGS AND SPECIFICATIONS DEPICTED ON THIS SHEET ARE PROPERTY OF COAST ARCHITECTS, INC. COPYRIGHT © 5/30/2018 ANY UNAUTHORIZED USE OR REPRODUCTION IS SUBJECT TO LEGAL PROSECUTION. POSSESSION IN ANY FORM CONSTITUTES ACCEPTANCE OF THESE CONDITIONS.



LEGEND

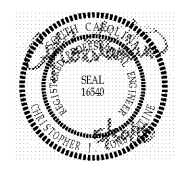


- NEW FIRE SPRINKLER SUPPLY PIPING
- FP FIRE PROTECTION
- FDC FIRE DEPARTMENT CONNECTION
- BFP BACKFLOW PREVENTER
- DN DOWN

GENERAL NOTES

1. AUTOMATIC SPRINKLER SYSTEMS SHALL BE DESIGNED IN ACCORDANCE WITH THE 2015 SC BUILDING CODE AND 2013 NFPA-13. CONTRACTOR SHALL PROVIDE DESIGN CALCULATIONS, DRAWINGS, AND PRODUCT INFORMATION, INCLUDING SPECIFIC COMPONENTS TO THE STATE FIRE MARSHAL FOR REVIEW.
2. SEE SPRINKLER SYSTEM SPECIFICATIONS ON SHEET 1.F20 FOR ADDITIONAL INSTALLATION REQUIREMENTS.

Order Plans @ WWW.LDILine.com

FIRE SPRINKLER PLAN - GROUND FLOOR
1/4" = 1'-0"



CONSTANTINE ENGINEERING ASSOCIATES, LLC
1433 Savannah Hwy #114, Charleston, SC 29407
Phone: 843.629.7979, Fax: 843.654.9784

BOATING CENTER REDEVELOPMENT - SWAIN BOATING CENTER
H09-9617-PG-C

THE CITADEL 11 HAMMOND AVENUE
CHARLESTON, SC

THE MILITARY COLLEGE OF SOUTH CAROLINA

Revisions	
Rev. No.	Rev. Date

DRAWN BY: TJR
CHECKED BY: CJC
DATE: 06.01.2018

COAST PROJECT NO: 17-069

FIRE SPRINKLER PLAN

1.F101

BID DOCUMENTS