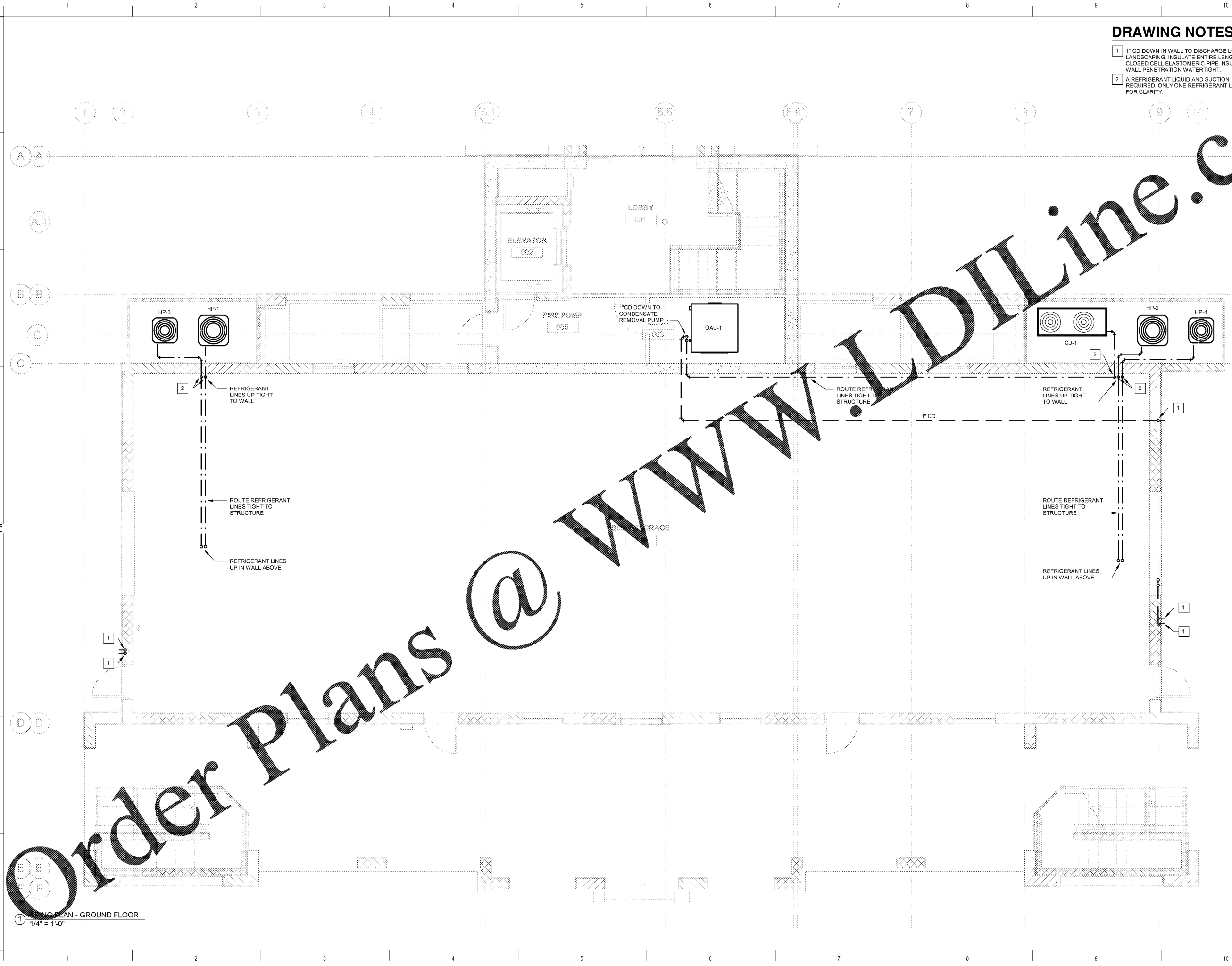


ALL DESIGNS, DRAWINGS AND SPECIFICATIONS DEPICTED ON THIS SHEET ARE PROPERTY OF COAST ARCHITECTS, INC. COPYRIGHT © 5/30/2018 ANY UNAUTHORIZED USE OR REPRODUCTION IS SUBJECT TO LEGAL PROSECUTION. POSSESSION IN ANY FORM CONSTITUTES ACCEPTANCE OF THESE CONDITIONS.



**DRAWING NOTES**

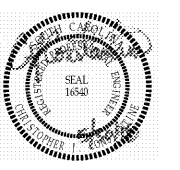

- 1 1" CD DOWN IN WALL TO DISCHARGE LOW TO LANDSCAPING. INSULATE ENTIRE LENGTH WITH 3/4" CLOSED CELL ELASTOMERIC PIPE INSULATION. SEAL WALL PENETRATION WATERTIGHT.
- 2 A REFRIGERANT LIQUID AND SUCTION LINE IS REQUIRED, ONLY ONE REFRIGERANT LINE IS SHOWN FOR CLARITY.

1 MECHANICAL PLAN - GROUND FLOOR  
1/4" = 1'-0"

WWW.LDILine.com

Order Plans @

**coast architects**  
671 St. Andrews Blvd, Charleston, SC 29407  
Phone: 843.763.7064 Fax: 843.763.7061  
www.coastarchitects.net



**CONSTANTINE ENGINEERING ASSOCIATES, LLC**  
1438 Savannah Hwy #111, Charleston, SC 29407  
Phone: 843.629.7979, Fax: 843.629.9844

**BOATING CENTER REDEVELOPMENT - SWAIN BOATING CENTER**  
H09-9617-PG-C  
**THE CITADEL** 11 HAMMOND AVENUE  
CHARLESTON, SC  
THE MILITARY COLLEGE OF SOUTH CAROLINA

Revisions	
Rev. No.	Rev. Date

DRAWN BY: TJR  
CHECKED BY: CJC  
DATE: 06.01.2018

COAST PROJECT NO: 17-069

**MECHANICAL PIPING PLAN**

BID DOCUMENTS

**1.M201**