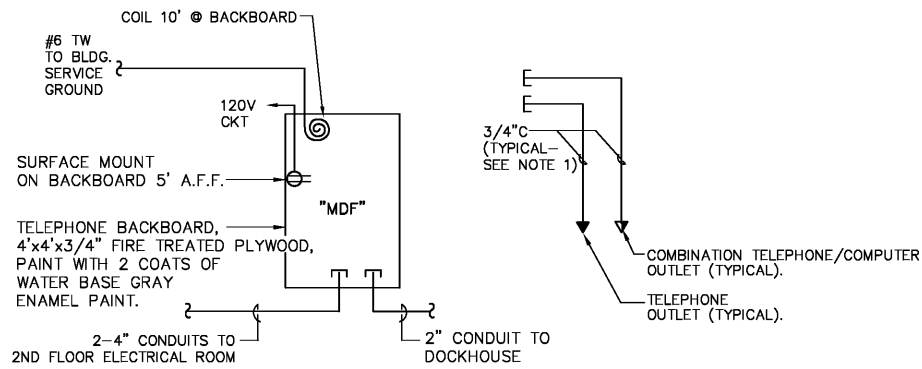
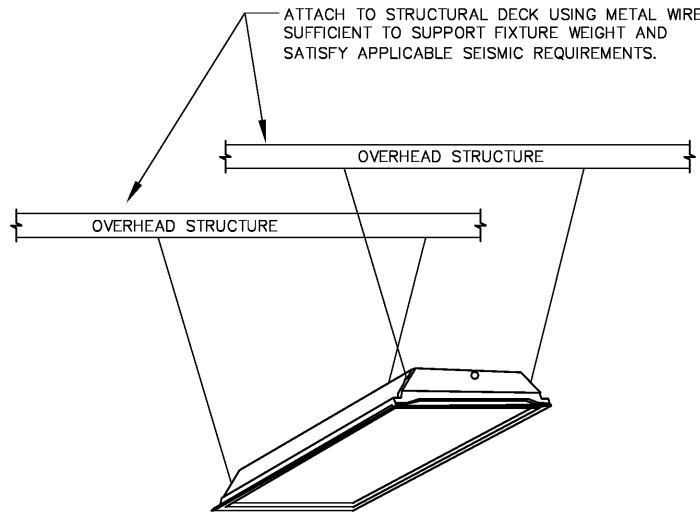


ALL DESIGNS, DRAWINGS AND SPECIFICATIONS DEPICTED ON THIS SHEET ARE PROPERTY OF COAST ARCHITECTS, INC. COPYRIGHT © 2010. ANY UNAUTHORIZED USE OR REPRODUCTION IS SUBJECT TO LEGAL PROSECUTION. POSSESSION IN ANY FORM CONSTITUTES ACCEPTANCE OF THESE CONDITIONS.



1 TELEPHONE RISER
0.E201 SCALE: NONE

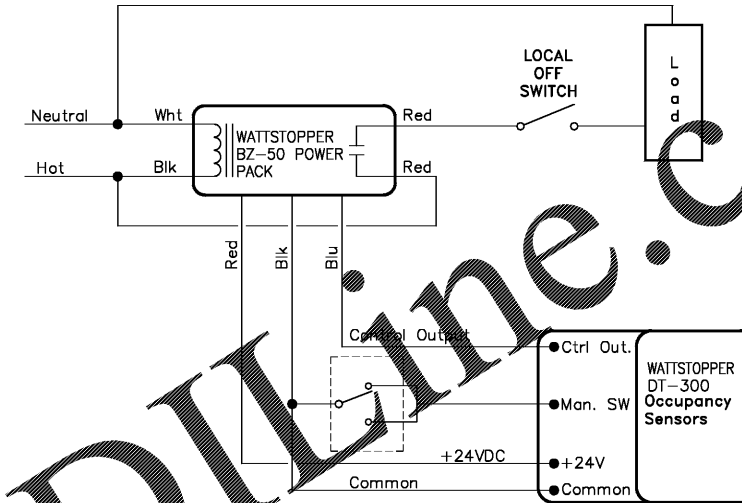
- NOTE**
- OUTLET. STUB UP 1-3/4" EMT ABOVE DROP CEILING FROM EACH COMBINATION TELEPHONE/COMPUTER OUTLET. WHERE OUTLETS WILL NOT BE MOUNTED ON A FLOOR TO CEILING WALL, RUN CONDUIT TO NEAREST WALL AND STUB UP ABOVE DROP CEILING.
 - SEE FLOOR PLANS FOR NUMBER AND LOCATIONS OF OUTLETS.
 - EACH DATA OUTLET TO HAVE 2 RUNS OF CAT VI CABLE ROUTED FROM JACK TO NETWORK RACK IN ELECTRICAL ROOM. BOTH ENDS OF CABLE TO BE TERMINATED WITH RJ-45 JACKS AND THE ASSEMBLY TESTED AND DOCUMENTED PER BICSI STANDARD. EACH OUTLET SHALL HAVE RJ-45 JACK FOR EACH CABLE AND COVER PLATE (WHITE).



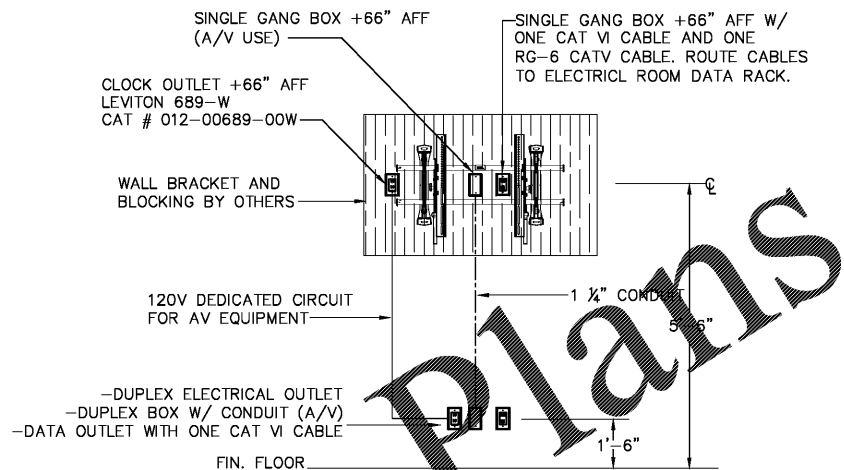
2 RECESSED FIXTURE SUPPORT DETAIL
0.E201 SCALE: NONE

NOTES:

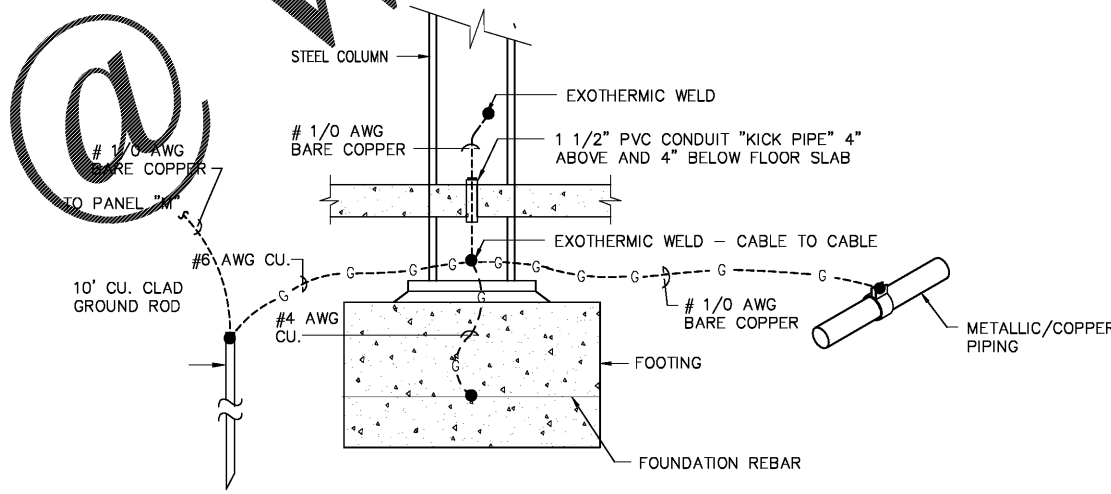
- FIXTURES SHALL BE SECURED TO STRUCTURE ABOVE CEILING GRID.
- DO NOT ATTACH HANGERS TO CEILING GRID.
- HANGERS SHALL BE ATTACHED ON ALL 4 CORNERS OF THE FIXTURE.



3 CEILING MOUNTED LIGHTING CONTROL WIRING SCHEMATIC
0.E201 SCALE: NONE



4 WALL MOUNT TELEVISION DETAIL
0.E201 SCALE: NONE



5 GROUNDING CONNECTION AT BUILDING STEEL
0.E201 SCALE: NONE

NOTE: BUILDING HAS ONE COLUMN REQUIRING BONDING. SEE STRUCTURAL PLANS FOR LOCATION.

Order Plans

coast architects
671 St. Andrews Blvd., Charleston, SC 29407
Phone: 843.763.7064 Fax: 843.763.7061
www.coastarchitects.net



DAVID F. WILSON, P.E.
1421 BRIAN ROAD
CHARLESTON, SC 29407
TEL: (843) 225-7191

BOATING CENTER REDEVELOPMENT-
SWAIN BOATING CENTER
H09-9617-PG-C

THE CITADEL
11 HAMMOND AVENUE
CHARLESTON, SC

Revisions	
Rev. No.	Rev. Date

DRAWN BY: DFW
CHECKED BY: DFW
DATE: 06.01.2018
COAST PROJECT NO.: 1722.00

BID DOCUMENTS

ELECTRICAL
DETAILS

0.E201