

ALL DESIGNS, DRAWINGS AND SPECIFICATIONS DEPICTED ON THIS SHEET ARE PROPERTY OF COAST ARCHITECTS, INC. COPYRIGHT © 06/12/2018 ANY UNAUTHORIZED USE OR REPRODUCTION IS SUBJECT TO LEGAL PROSECUTION. POSSESSION IN ANY FORM CONSTITUTES ACCEPTANCE OF THESE CONDITIONS. 11:07:19 AM

ABBREVIATIONS

A.F.F.	ABOVE FINISH FLOOR
ALUM.	ALUMINUM
ANOD.	ANODIZED
ARCH.	ARCHITECTURAL/ARCHITECT
@	AT
BRG.	BEARING
BOT.	BOTTOM
BLDG.	BUILDING
(C)	CAULK
CAB.	CABINET
C.F.C.I.	CONTRACTOR FURNISHED, CONTRACTOR INSTALLED
C.F.O.I.	CONTRACTOR FURNISHED, OWNER INSTALLED
CLG.	CEILING
CPT.	CARPET
CTR.	CENTER
CLOS.	CLOSET
COL.	COLUMN
CONC.	CONCRETE
C.J.	CONTROL JOINT
DTL.	DETAIL
DIA.	DIAMETER
DIM.	DIMENSION
DN.	DOWN
DWG.	DRAWING
EA.	EACH
ELEC.	ELECTRIC/ELECTRICAL
E.W.C.	ELECTRIC WATER COOLER
ELEV.	ELEVATION-GRADE OR BLG.
E.J.	EXPANSION JOINT
EPS.	EXTRUDED POLYSTYRENE
EQU.	EQUAL
EQUIP.	EQUIPMENT
EXH.	EXHAUST FAN
EXST.:(E)	EXISTING
EXT.	EXTERIOR
FT.	FEET
FIN.	FINISH
F.E.	FIRE EXTINGUISHER (WALL BRACKET)
F.E.C.	FIRE EXTINGUISHER CABINET (SEMI-RECESSED WALL CAB.)
F.L.	FLOOR LIGHT
FLR.	FLOOR
FRT.	FIRE RETARDANT TREATED
F.D.	FLOOR DRAIN
F.V.	FLOOD VENT
GALV.	GALVANIZED
GA.	GALVE
GWH.	GAS WATER HEATER
GYP.BD.	GYPSONUM BOARD
HC.	HANDICAP ACCESSIBLE
HDWR.	HARDWARE
HT.	HEIGHT
H.M.	HOLLOW METAL
HORIZ.	HORIZONTAL
INSUL.	INSULATION
INT.	INTERIOR
JAN.	JANITOR
JT.	JOINT
K.S.	KNEE SPACE
LAM.	LAMINATE
LAV.	LAVATORY
LP.	LIGHT POLE
MFR.	MANUFACTURER
M.O.	MASONRY OPENING
MATL.	MATERIAL
MAX.	MAXIMUM
MECH.	MECHANICAL
MTL.	METAL
(N)	NEW
N.I.C.	NOT IN CONTACT
N.T.S.	NOT TO SCALE
O.C.	ON CENTER
O.F.C.I.	OWNER FURNISHED, CONTRACTOR INSTALLED
O.F.O.I.	OWNER FURNISHED, OWNER INSTALLED
OPNG.	OPENING
O.H.	OPPOSITE HAND
O.R.D.	OVERFLOW ROOF DRAIN
(P)	PAINT
PLYWD.	PLYWOOD
PR.	PAIR
PREF.	PREFINISHED
PREFAB.	PREFABRICATED
RAD.	RADIUS
RE.	REFERENCE
REIN.	REINFORCE/REINFORCING
REQ'D.	REQUIRED
R.D.(L)	ROUGH DRAIN (LEADER)
R.O.	ROUGH OPENING
SHT.	SHEET
SIM.	SIMILAR
S.O.G.	SLAB ON GRADE
SPEC'S.	SPECIFICATIONS
S.S.	STAINLESS STEEL
STD.	STANDARD
STL.	STEEL
STRUCT.	STRUCTURE
TEL.	TELEPHONE
TR.	TREATED
TYP.	TYPICAL
U.C.	UNDER COUNTER
U.N.O.	UNLESS NOTED OTHERWISE
V.A.T.	VERIFY
V.C.T.	VINYL ASBESTOS TILE
VERT.	VERTICAL
V.T.R.	VENT THROUGH ROOF
W.C.	WATER CLOSET
WD.	WOOD



BOATING CENTER REDEVELOPMENT - SWAIN BOATING CENTER

THE CITADEL
H09-9617-PG-0
11 HAMMOND AVENUE
CHARLESTON, SOUTH CAROLINA

OWNER	THE CITADEL - FACILITIES & ENGINEERING 171 MOULTRIE STREET CHARLESTON, SC 29409 843.953.5304
ARCHITECTURAL	COAST ARCHITECTS, INC. 671 SAINT ANDREWS BLVD. CHARLESTON, SC 29407 843.763.7064 CONTACT PERSON: ARNIE MCCLURE EMAIL: ARNIE@COASTARCHITECTS.NET
CIVIL ENGINEERING	FORSBERG ENGINEERING 1587 SAVANNAH HWY CHARLESTON, SC 29407 843.571.2622 CONTACT PERSON: GRAY LEWIS EMAIL: GMLEWIS@FORSBERG-ENGINEERING.COM
LANDSCAPE ARCHITECT	FURMAN LAND DESIGN, LLC 1207 MERGANSER COURT MOUNT PLEASANT, SC 29464 843.343.1320 CONTACT PERSON: JODY FURMAN EMAIL: FURMANJLA@COAST.NET
STRUCTURAL ENGINEERING	JOHNSON, MIRMIRAN & THOMPSON, INC. 952 HOUSTON NORTH COTT, STE 100 MOUNT PLEASANT, SC 29407 843.779.5700 CONTACT PERSON: CHRIS REDDICK EMAIL: CREDDICK@JMT.COM
PLUMBING, MECHANICAL, & FIRE ENGINEERING	CONSTANTINE ENGINEERING ASSOC., LLC 1744 SAM RITTENBURG BLVD. CHARLESTON, SC 29407 843.628.7878 CONTACT PERSON: CHRIS CONSTANTINE EMAIL: CCONSTANTINE@CONSTANTINEENGINEERING
ELECTRICAL ENGINEERING	DAVE WILSON, PE 1421 BRIAN ROAD CHARLESTON, SC 29407 843.225.7191 CONTACT PERSON: DAVE WILSON EMAIL: DAVIDFWILSONPE@ICLOUD.COM

INDEX OF DRAWINGS

0.G001	TITLE SHEET, LOCATOR MAP, AND INDEX OF DRAWINGS
0.G002	GENERAL CODE INFORMATION AND BOAT HOUSE CODE TABLES
0.G003	BOAT HOUSE LIFE SAFETY PLANS
0.G004	PAVILION CODE TABLES AND LIFE SAFETY PLANS
0.G005	DOCK HOUSE CODE TABLES AND LIFE SAFETY PLANS
0.C001	GENERAL NOTES
0.C101	GENERAL SITE PLAN
0.C102	SITE, DEMOLITION, & EROSION CONTROL PLAN
0.C201	GEOMETRIC SITE PLAN
0.C301	GRADING & DRAINAGE PLAN
0.C401	CIVIL SITE UTILITY PLAN
0.C500	SWPPP NOTES AND DETAILS
0.C501	CONSTRUCTION DETAILS
0.C502	CONSTRUCTION DETAILS
0.C503	PERMEABLE PAVEMENTS NOTES AND DETAILS
0.C504	WATER UTILITY CONSTRUCTION DETAILS
0.C505	SEWER UTILITY & SITE CONSTRUCTION DETAILS
L100	LANDSCAPE PLAN
0.A001	NOTE, LEGENDS, WALL TYPES & EXT. MATERIAL LEGEND
0.A002	FENCE & SIGN WALL PLAN & DETAILS
0.A003	ROOF DETAILS & ROOF NOTES
0.A004	ENLARGED TOILET PLANS & SIGN STANDARDS
0.A401	LOUVER ELEV., DOOR & WINDOW ELEVATIONS & DETAILS
0.A402	DOOR & WINDOW DETAILS
0.A403	DOOR & WINDOW DETAILS
0.A404	LOUVER DETAILS
0.S001	GENERAL NOTES
0.S002	GENERAL NO TILES
0.S003	SPECIAL INSPECTION FLOOR PROTECT.
0.S004	SPECIAL INSPECTION FLOOR PROTECT.
0.S501	TYPICAL DETAILS (FOUNDATION)
0.S502	TYPICAL DETAILS (STEEL)
0.S503	TYPICAL DETAILS (CMU)
0.S504	TYPICAL DETAILS (COLD FORMED STEEL)
0.S505	TYPICAL DETAILS (COLD FORMED STEEL)
0.S506	TYPICAL DETAILS (COLD FORMED STEEL)
0.E000	ELECTRICAL NOTES, LEGEND AND SCHEDULE
0.E100	SITE ELECTRICAL PLAN
0.E201	ELECTRICAL DETAILS
0.E202	ELECTRICAL PANEL SCHEDULES AND RISER DIAGRAM

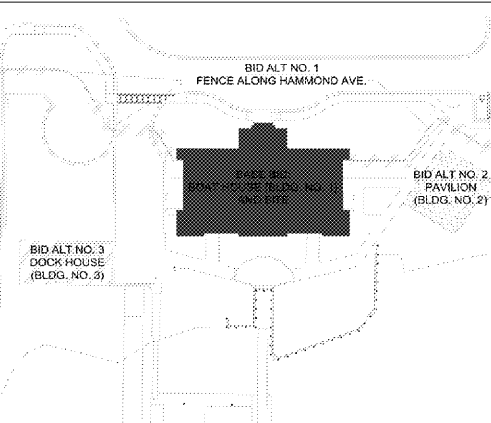
INDEX OF DRAWINGS

1.A100	BOAT HOUSE TITLE SHEET AND INDEX OF DRAWINGS
1.A101	BOAT HOUSE SECOND FLOOR PLAN
1.A102	BOAT HOUSE SECOND FLOOR REFLECTED CEILING PLAN
1.A103	BOAT HOUSE FIRST FLOOR REFLECTED CEILING PLAN
1.A104	BOAT HOUSE ROOF PLAN
1.A105	BOAT HOUSE ENLARGED KITCHEN PLUMB. & EQUIP. SCHED.
1.A200	BOAT HOUSE EXTERIOR ELEVATIONS
1.A201	BOAT HOUSE EXTERIOR ELEVATIONS
1.A202	BOAT HOUSE EXTERIOR ELEVATIONS
1.A203	BOAT HOUSE EXTERIOR ELEVATIONS
1.A204	BOAT HOUSE BUILDING SECTIONS
1.A301	BOAT HOUSE WALL SECTIONS
1.A302	BOAT HOUSE WALL SECTIONS
1.A303	BOAT HOUSE WALL SECTIONS
1.A401	BOAT HOUSE ENLARGED LOBBY PLANS AND SECTIONS
1.A402	BOAT HOUSE ELEVATOR SECTIONS
1.A403	BOAT HOUSE ENLARGED STAIR PLANS, ELEV., AND DETAILS
1.A404	BOAT HOUSE MULTI-PURPOSE ROOM INTERIOR ELEVATIONS
1.A405	BOAT HOUSE HVAC PLATFORM PLANS, SECTIONS, AND DETAILS
1.A406	BOAT HOUSE PLAN DETAILS
1.A407	BOAT HOUSE CEILING DETAILS
1.A408	PORCH SCREEN DETAILS
1.A501	GROUND FLOOR FINISH PLAN, FINISH SCHED. & DETAILS
1.A502	BOAT HOUSE FIRST FLOOR FINISH PLAN
1.A503	BOAT HOUSE ENLARGED TOILET PLANS AND ELEVATIONS
1.A601	BOAT HOUSE CASEWORK SECTIONS
1.S101	BOAT HOUSE PILE AND GRADE BEAM LAYOUT
1.S102	BOAT HOUSE FOUNDATION PLAN LAYOUT
1.S103	BOAT HOUSE FIRST FLOOR PLAN
1.S104	BOAT HOUSE ROOF FRAMING PLAN
1.S301	BOAT HOUSE SECTIONS
1.S302	BOAT HOUSE SECTIONS
1.S501	BOAT HOUSE FOUNDATION DETAILS
1.S502	BOAT HOUSE CONCRETE DETAILS
1.S503	BOAT HOUSE STEEL DETAILS
1.S504	BOAT HOUSE ELEVATOR
1.P101	PLUMBING SUPPLY PLAN
1.P102	PLUMBING SUPPLY PLAN
1.P201	PLUMBING DRAIN AND WASTE PLAN
1.P202	PLUMBING DRAIN AND WASTE PLAN
1.P203	PLUMBING VENT PLAN
1.P301	PLUMBING ISOMETRICS
1.P401	PLUMBING SCHEDULES & DETAILS
1.M101	MECHANICAL DUCTWORK PLAN
1.M102	MECHANICAL DUCTWORK PLAN
1.M201	MECHANICAL PIPING PLAN
1.M202	MECHANICAL PIPING PLAN
1.M301	MECHANICAL DETAILS
1.M401	MECHANICAL SCHEDULES
1.E101	GROUND FLOOR LIGHTING PLAN
1.E102	FIRST FLOOR LIGHTING PLAN
1.E103	GROUND FLOOR POWER PLAN
1.E104	FIRST FLOOR POWER PLAN
1.E301	GROUND FLOOR FIRE ALARM PLAN
1.E302	FIRST FLOOR FIRE ALARM PLAN
1.F101	FIRE SPRINKLER PLAN
1.F102	FIRE SPRINKLER PLAN
1.F201	FIRE SPRINKLER DETAILS

INDEX OF DRAWINGS

2.G001	PAVILION TITLE SHEET AND INDEX OF DRAWINGS
2.A101	PAVILION FLOOR PLAN & RCP
2.A201	PAVILION EXTERIOR ELEVATIONS
2.A202	PAVILION BUILDING SECTIONS
2.A301	PAVILION WALL SECTIONS
2.A302	PAVILION WALL SECTIONS
2.S101	PAVILION FOUNDATION PLAN
2.S102	PAVILION ROOF FRAMING PLAN
2.S301	PAVILION SECTIONS
2.P101	PLUMBING PLAN
2.E101	PAVILION LIGHTING AND POWER PLANS
3.G001	DOCK HOUSE TITLE SHEET AND INDEX OF DRAWINGS
3.A101	DOCK HOUSE FLOOR PLAN & RCP
3.A201	DOCK HOUSE EXT. ELEVATIONS & BUILDING SECTIONS
3.A301	WALL SECTIONS
3.S101	FOUNDATION PLAN
3.S103	ROOF FRAMING PLAN
3.S302	SECTIONS
3.P101	PLUMBING PLAN
3.P201	PLUMBING SCHEDULES & DETAILS
3.M101	MECHANICAL PLAN
3.E101	DOCK HOUSE LIGHTING AND POWER PLANS

DRAWING ORGANIZATION



DRAWING ORGANIZATION AND BID ALTERNATES

THESE BIDDING DOCUMENTS CONTAIN INFORMATION ON BOTH BASE BID AND THREE ADDITIVE BID ALTERNATES. THE DRAWINGS ARE SET UP IN "CHAPTER" AS FOLLOWS:

CHAPTER 0 GENERAL PROJECT INFORMATION AND SITE RELATED WORK. IT INCLUDES BASE BID AND BID ALT NO. 1 INFORMATION.

CHAPTER 1 BOAT HOUSE (BUILDING NO. 1). INCLUDES BASE BID INFORMATION.

CHAPTER 2 PAVILION (BUILDING NO. 2). INCLUDES INFORMATION FOR BID ALT. NO. 2.



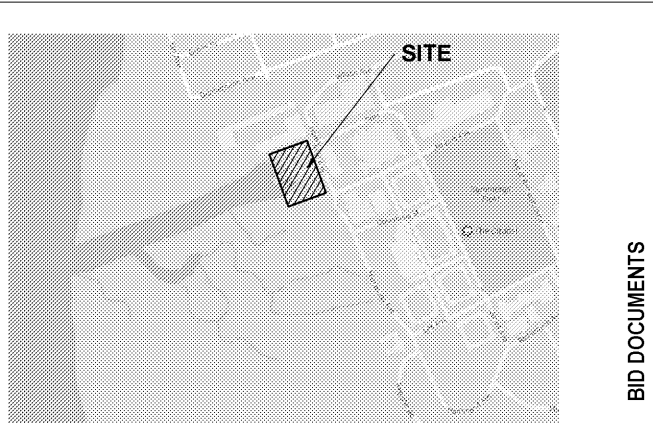
CHAPTER 3 DOCK HOUSE (BUILDING NO. 3). INCLUDES INFORMATION FOR BID ALT. NO. 3.

SUMMARY OF ADDITIVE BID ALTERNATES:

BID ALT. NO. 1 FENCE ALONG HAMMOND AVENUE
BID ALT. NO. 2 PAVILION
BID ALT. NO. 3 DOCK HOUSE

WORK NOT INCLUDED IN A BID ALTERNATE IS TO BE INCLUDED IN THE BASE BID.

LOCATOR MAP



BOATING CENTER REDEVELOPMENT - SWAIN BOATING CENTER
H09-9617-PG-C

THE CITADEL
11 HAMMOND AVENUE
CHARLESTON, SC

Revisions	
Rev. No.	Rev. Date

DRAWN BY: LWM
 CHECKED BY: FAM
 DATE: 06.01.2018
 COAST PROJECT NO: 1722.00

TITLE SHEET, LOCATOR MAP, AND INDEX OF DRAWINGS
0.G001

Order Plans @