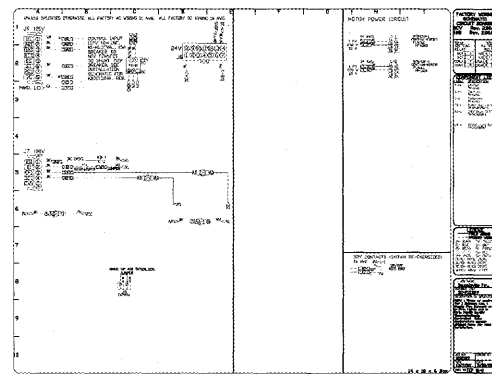


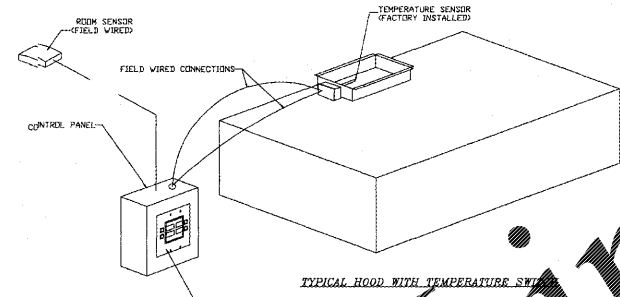
Order Plans @

NO.	TYPE	PACKAGE #	LOCATION	QUANTITY	UNIT	DATE	BY	CHK'D
1	SC-21110FP	SC-21110FP	1	1	1	8/25/2017	LD	LD

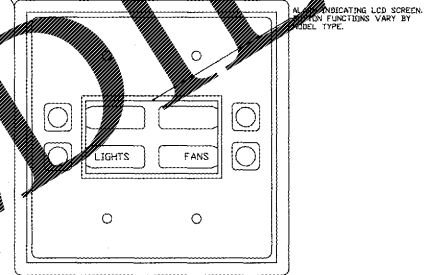


ELECTRICIAN NOTES:
 All Hood/Fan/Lights/LED/PLC electrical connections and interconnections to be provided and installed by Electrician. Electrician to provide, install, and load wiring between hood lights, hood temp sensors, remote Ansul system microswitches, and any other components requiring an electrical connection to the captive-wire electrical package. Failure by the electrician to make ALL required electrical connections and interconnections will result in the electrical controls not working properly. Any loss or failed test as a result of electrical controls not working properly is the responsibility of the electrician. Light boxes for kitchen hoods to be provided and installed by electrician.


TEMPERATURE SENSOR INTERLOCK
 The Temperature Sensor Interlock option complies with IMC 2006 507.2.1.1 and NFPA 96 11.1.1 by interlocking with cooking appliances through means of a heat sensor to automatically activate exhaust fans during cooking operations.



TYPICAL HOOD WITH TEMPERATURE SENSOR



CAPTIVE WIRE
 Douglasville Fire Station #3
 DOUGLASVILLE, GA, 30134
 DATE: 8/30/2017
 DRAWN BY: LD
 CHECKED BY: LD
 PROJECT NO.: SC-21110FP



CAPTIVE WIRE
 Douglasville Fire Station #3
 DOUGLASVILLE, GA, 30134
 DATE: 8/30/2017
 DRAWN BY: LD
 CHECKED BY: LD
 PROJECT NO.: SC-21110FP

M
A
C
MILLER

Architecture and Planning

Architecture - Interior Design - Renovation
 Master Planning - Restoration - Commercial
 Facilities Management - Residential - Industrial

6634 Spring Street, Douglasville, GA 30134
 678-715-1586 | millerap.com | info@millerap.com

The drawings herein represent the physical and intellectual property of Miller Architecture and Planning and may not be reproduced or transmitted in any form without the prior written consent of said firm.

GENERAL CONSTRUCTION NOTES:

- THE CONTRACTOR SHALL GUARANTEE TO THE OWNER ALL WORKMANSHIP AND MATERIALS, WHETHER FURNISHED BY THE CONTRACTOR OR SUB-CONTRACTORS, AGAINST DEFECTS FOR A MINIMUM PERIOD OF ONE (1) YEAR AFTER THE DATE OF FINAL ACCEPTANCE BY OWNER. FAILURE OF ANY SUCH ITEMS SHALL BE MADE GOOD BY THE CONTRACTOR AT THE CONTRACTOR'S OWN EXPENSE.
- THE CONTRACTOR SHALL TAKE ALL NECESSARY PRECAUTIONS TO PROTECT FROM DAMAGE OR DESTRUCTION ALL EXISTING MATERIALS AND FINISHES TO REMAIN IN ADJACENT OR NEARBY AREAS. THE CONTRACTOR SHALL REPAIR ANY DAMAGED OR DESTROYED ITEMS BY OPERATIONS UNDER THIS CONTRACT.
- PRODUCTS, TRADE NAMES AND/OR MANUFACTURERS NOTED WITHIN THESE DOCUMENTS ARE PROVIDED TO ESTABLISH A STANDARD OF QUALITY. UNLESS OTHERWISE INDICATED, APPROVED EQUAL PRODUCTS OF ANOTHER MANUFACTURER MAY BE USED WITH THE WRITTEN PERMISSION OF THE ARCHITECT. IT IS THE RESPONSIBILITY OF THE CONTRACTOR AND SUPPLIER TO PROVE TO THE ARCHITECT BEFORE THE DATE OF BID THAT THEIR PRODUCT IS EQUAL TO OR BETTER THAN THOSE PRODUCTS SPECIFIED. IF AN "OR EQUAL" PRODUCT IS USED, IT IS THE RESPONSIBILITY OF THE CONTRACTOR TO MAKE ANY NECESSARY CHANGES TO THE STRUCTURE AND INTERIOR LAYOUT AT THE CONTRACTOR'S OWN EXPENSE, AFTER OBTAINING THE ARCHITECT'S ACCEPTANCE OF SUCH CHANGES.
- THE CONTRACTOR SHALL COORDINATE WITH THE OWNER A DESIGNATED SITE OR SITES FOR STORAGE OF MATERIALS AND EQUIPMENT FOR THE DURATION OF THE CONSTRUCTION CONTRACT.
- DIMENSIONS SHOWN ON THE DRAWINGS ARE TO ROUGH SURFACES, EXCLUSIVE OF FINISH MATERIALS, EXCEPT AS NOTED OTHERWISE. DO NOT SCALE THE DRAWINGS.
- THE CONTRACTOR SHALL COMPLY WITH ALL RELEVANT AND CURRENTLY ENFORCED BUILDING CODES BY ALL GOVERNING JURISDICTIONS, INCLUDING BUT NOT LIMITED TO ALL PROVISIONS OF THE AMERICAN WITH DISABILITIES ACT.

The contractor shall be responsible for all fees and obtaining all necessary and relevant permits and approvals relating to staging and construction of this project. The contractor shall comply with all relevant building, construction and work safety codes. The contractor shall verify all dimensions and elevations in the field before starting work and immediately report to the architect any discrepancies discovered.

PROFICIENT ENGINEERING
 6091 Peachtree Industrial Blvd Building 750
 Norcross, Georgia 30092
 PROJECT # 17352

DOUGLAS COUNTY FIRE STATION 3

CLIENT: Owner

DRAWING TITLE: HOOD DRAWINGS

INSURANCE:	DATE:	DRAWING NO.:
Project No:	081117	M-22
COMMISSION:	Project Number:	DRAWN BY: AS