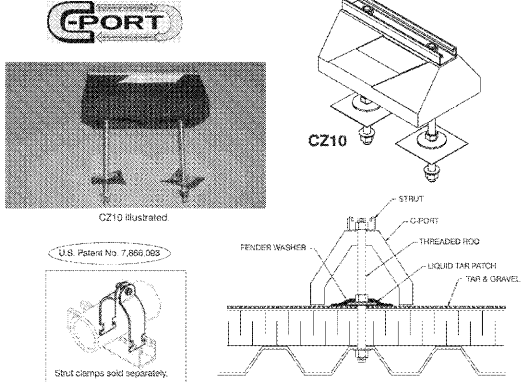


MIFAB CZ SEISMIC SERIES

Specifications:
 Dimensions: 4 7/8" High x 6" Wide x 9.6" to 38.5" Length (Base Length)
 Materials:
 Base - 100% recycled rubber, UV resistant
 Strut - 14 gauge Galvalume® Channel
 Roof - 1/2" Electro zinc plated all threaded rod-nuts
 Gasket - 3 x 2"
 Minimum Load - 750 lbs. for each 9.6" long support
 Environmentally Friendly made from 100% recycled tires

Function: The CZ Seismic Series is designed for superior support of gas and refrigeration piping systems, cable tray, electrical conduits, multiple lines, HVAC equipment and many other applications. This is a penetrating support fastened to the structure under the roofline. It is ideally designed for hurricane resistance or seismic applications. It is suitable for most types of roofing material or other flat surfaces.



MODEL #	HEIGHT (H)	WIDTH (W)	LENGTH (L)	WEIGHT
CZ10	4 7/8" (124)	6" (152)	9.6" (244)	5.50 lbs.
CZ20	4 7/8" (124)	6" (152)	19.2" (488)	11.00 lbs.
CZ30	4 7/8" (124)	6" (152)	28.8" (732)	16.50 lbs.
CZ40	4 7/8" (124)	6" (152)	38.5" (979)	22.30 lbs.

Original also available in corrosion resistant stainless steel or aluminum.
 Not seismic tested or approved.

Job Name: _____ Page No: _____
 Section No: _____ Contractor: _____
 Schedule No: _____ Purchase Order No: _____

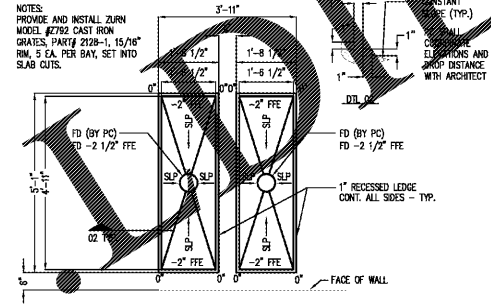
MIFAB Inc. 1400-387-3892 USA 1-800-465-2738 www.mifab.com CAN 1-800-387-3892
 Page CP11 2012-09-03

GAS PIPE SUPPORT SCHEDULE

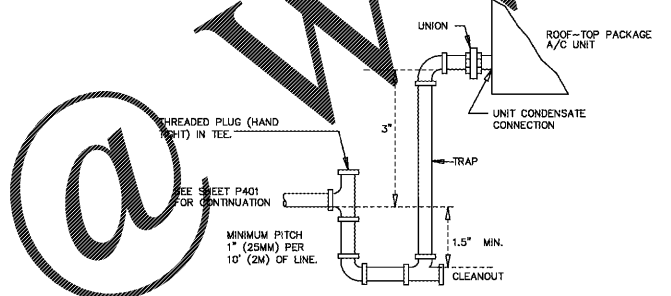
PIPE SIZE	MAX. SPACING
1"	6'
1.315"	6'
1.315"	6'
2"	6'
2.315"	6'
3"	6'
3.515"	10'
4"	10'

Notes:
 Add pipe stands 1'-0" from all changes in direction and drops thru roof.
 Piping shall be supported at all elbows and tees and at spacing specified in table.
 Piping shall be sloped and tested to prevent trap condensate (except at dirt legs) and to facilitate condensate drainage.
 This detail is provided for where gas piping is routed on the roof only. Piping shall be run below the roof (typical), unless otherwise noted, as per other notes on this set.

1 ROOF GAS PIPE SUPPORT DETAIL
 P502 NONE

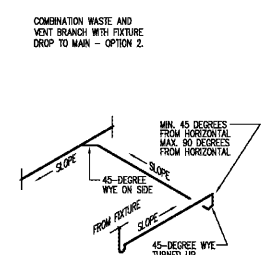
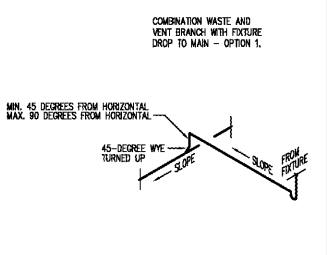
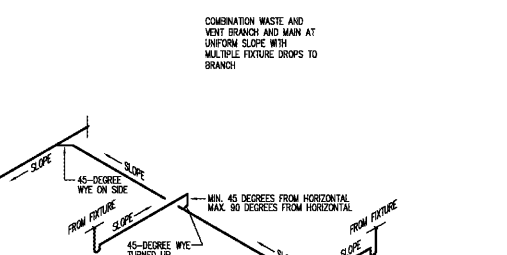
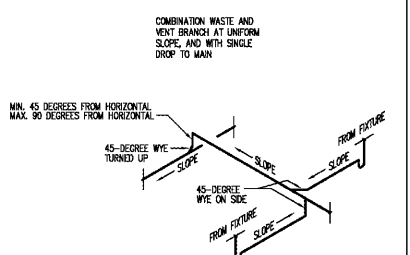
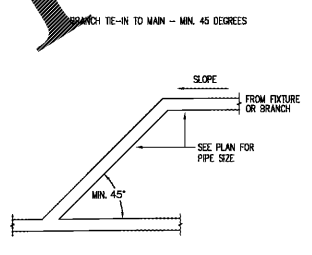
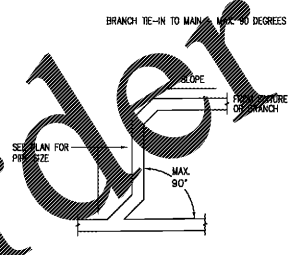


3 ICE BIN FLOOR DRAIN DETAIL
 P502 NONE SCALE




Trap shown for draw-through units ONLY and based on total fan static pressure of 2" W.C., contact engineer if total fan static pressure is over 2" or blow-through units are installed.

2 ROOFTOP CONDENSATE PIPING DETAIL
 P502 NONE




5 COMBINATION WASTE AND VENT SYSTEM CONNECTION DETAIL
 P502 NONE SCALE

Order Plans



Luckey's Market

LUCKY'S MARKET
 6420 NAPLES BLVD.
 NAPLES, FLA. 34108



REVISIONS

PERMIT ISSUE
 APRIL 27, 2018
 BID ISSUE 04/27/18
 STORE NUMBER
 57
 WD PROJECT NUMBER
 LKYUP011

P502

PLUMBING DETAILS - SHEET 2