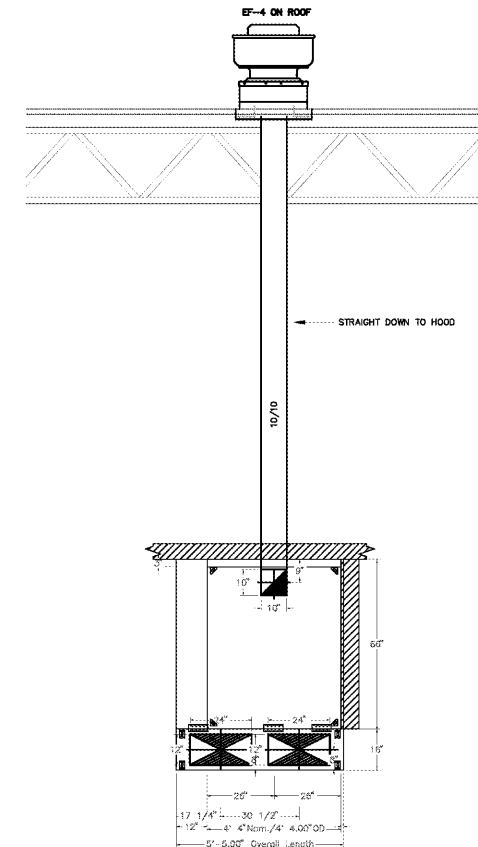
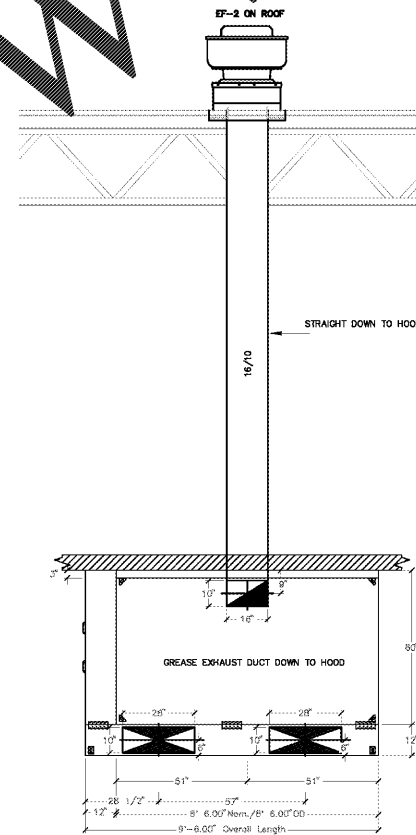
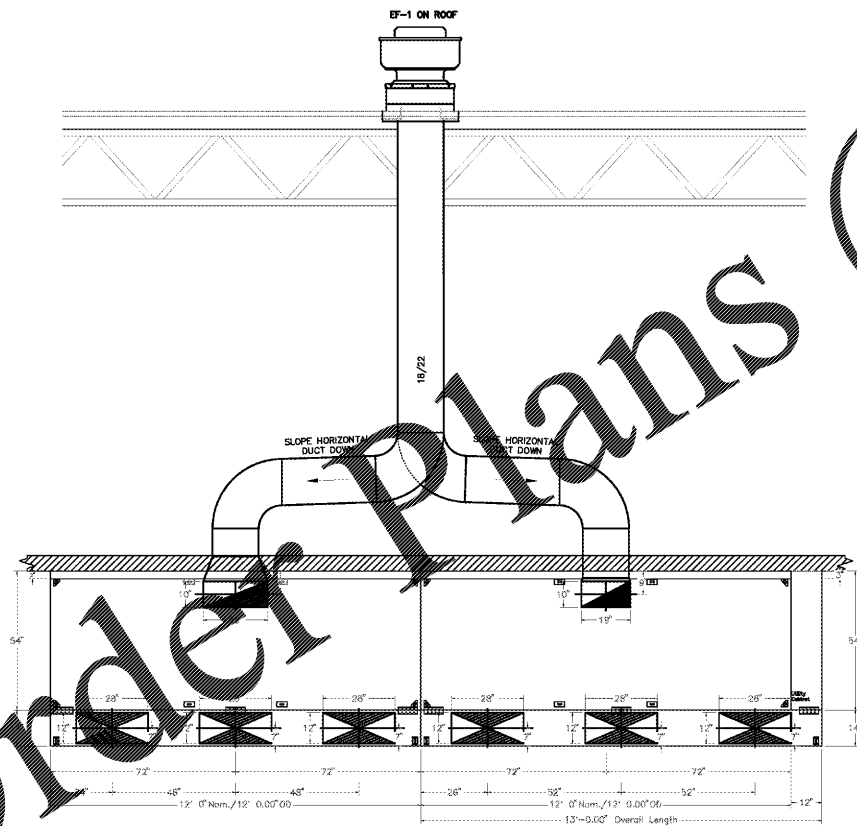
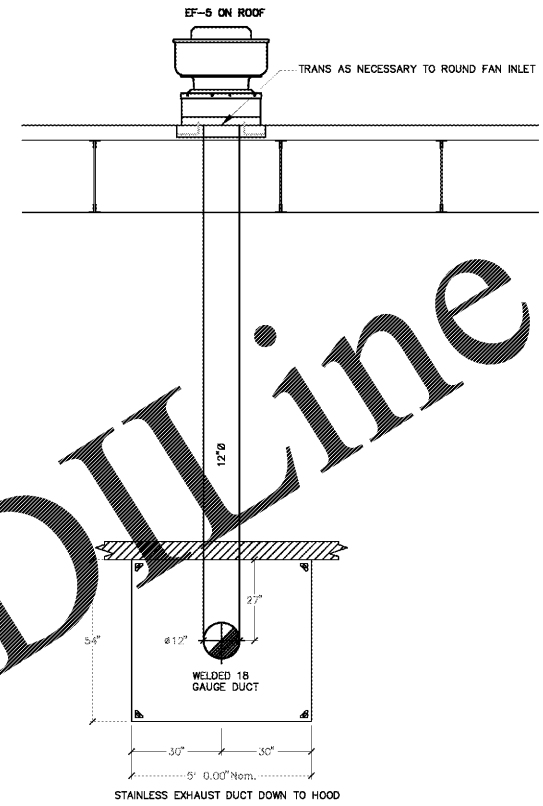
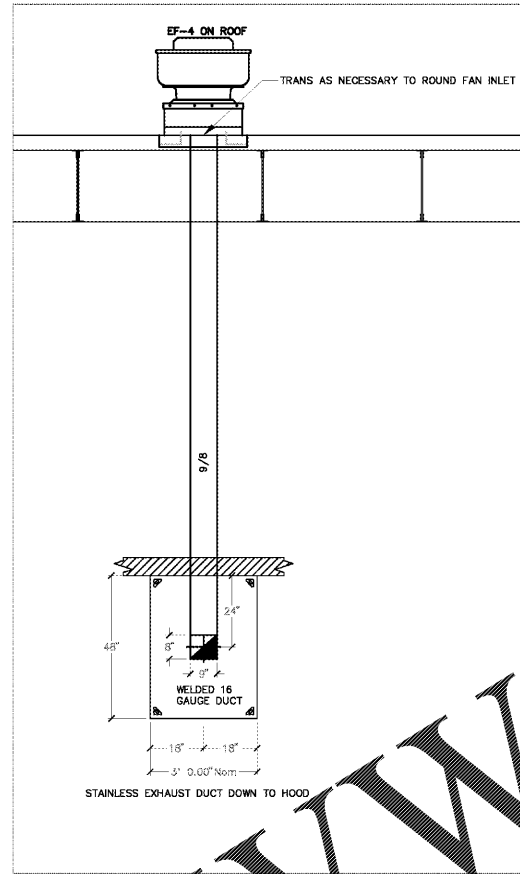
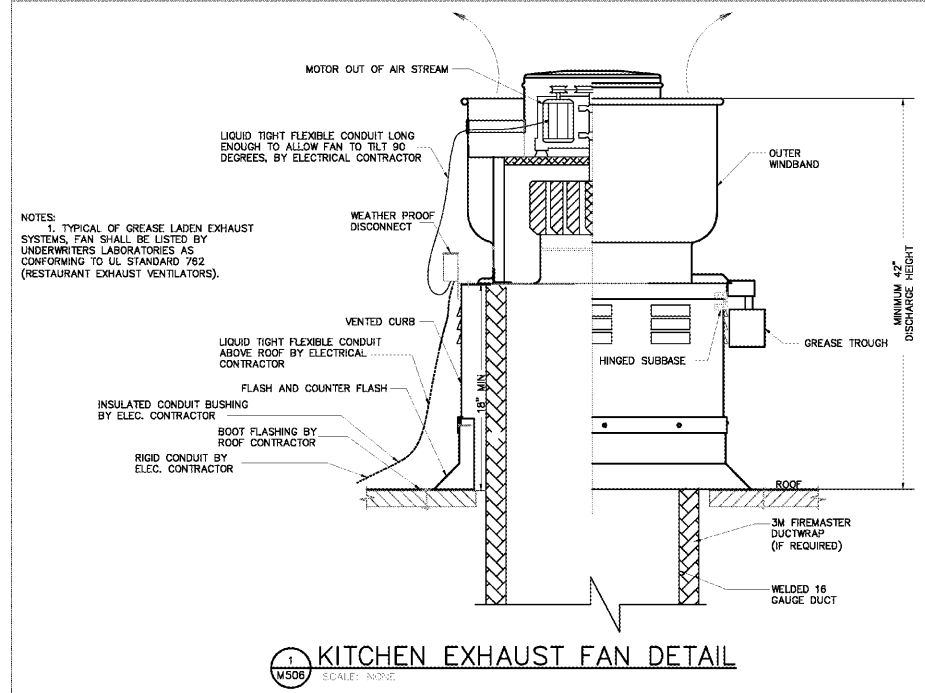



KITCHEN EXHAUST SYSTEM NOTES

- NOTE 1: DUCTS AND ASSOCIATED FANS AND HOODS SHOWN ON HOOD DRAWINGS, COMPLY WITH THE FBCM AND WITH NFPA 96, STANDARD INSTALLATION OF EQUIPMENT FOR THE REMOVAL OF SMOKE AND GREASE LADEN VAPORS FOR COMMERCIAL COOKING EQUIPMENT.
- NOTE 2: GREASE EXHAUST DUCTS SHALL BE 16-GA WELDED CARBON STEEL. IF DUCTWORK IS WITHIN 18" OF COMBUSTIBLES, ALL GREASE HOOD EXHAUST DUCTWORK FROM HOODS TO 18" ABOVE THE ROOF INSULATION AT THE FANS SHALL BE WRAPPED WITH TWO LAYERS OF 3M FIRE BARRIER DUCT WRAP 615+, PROVIDING ZERO CLEARANCE TO COMBUSTIBLES. SEE KITCHEN EXHAUST NOTES ON SHEET M101.
- NOTE 3: PRIOR TO USE, CONCEALMENT OR WRAPPING OF ANY PORTION OF A GREASE DUCT SYSTEM, A LEAKAGE TEST IN THE FORM OF A LIGHT TEST OR OTHER APPROVED METHOD SHALL BE PERFORMED IN THE PRESENCE OF A CODE OFFICIAL.
- NOTE 4: PROVIDE AND INSTALL SLOPING DUCT AT 1/4" PER FOOT WITH UL LISTED 16 GA GREASE DUCT ACCESS DOORS CLEANOUTS AS REQUIRED BY CODE. WHERE ACCESS DOORS ARE LOCATED ON THE BOTTOM OF THE DUCT, PROVIDE AND INSTALL GASKET AND INTERNAL DAMMING AS REQUIRED BY FMC 506.3.9. PROVIDE AND INSTALL A PERMANENT SIGN FOR EACH ACCESS DOOR "ACCESS PANEL. DO NOT OBSTRUCT".
- NOTE 5: COMBUSTIBLE MATERIALS SHALL BE KEPT A MINIMUM OF 18" OFF HOOD SURFACES.
- NOTE 6: DISHWASHER EXHAUST DUCTS SHALL BE 18 GAUGE WELDED STAINLESS STEEL WHERE EXPOSED AND WHERE CONCEALED.



Lucky's Market

LUCKY'S MARKET
6420 NAPLES BLVD.
NAPLES, FLA. 34109



REVISIONS

PERMIT ISSUE
APRIL 27, 2019
BID ISSUE 04/27/19
STORE NUMBER
57
WD PROJECT NUMBER
LKYUP011

M506

HOOD DETAILS - SHEET 1