

EQUIPMENT SCHEDULE						
QTY	NO	DESCRIPTION	MANUFACTURER	MODEL NO	INSTALLED BY	NOTES
1	TB475	CAM LOCK ASSEMBLY	CONTAINMENT SOLUTIONS	ZALUMOC	CI	2, 7
1	TB476	DROP TUBE	CONTAINMENT SOLUTIONS	D-TUBE	CI	2, 7
1	TB819	UP-FLOW VENT	CONTAINMENT SOLUTIONS	20000592	CI	2, 7, 6

**GENERAL EQUIPMENT NOTES**

- ALL TANKS AND PIPING TO BE INSTALLED AND PROPERLY TESTED IN ACCORDANCE WITH ALL APPLICABLE CODES AND MANUFACTURER REQUIREMENT S. REF SPECIFICATIONS.
- ALL PIPING AND FITTINGS TO BE SUPPLIED BY GENERAL CONTRACTOR AND INSTALLED BY CERTIFIED INSTALLER.

**NOTES**

- FURNISHED BY WALMART AND INSTALLED BY GENERAL CONTRACTOR PER MANUFACTURER'S SPECIFICATIONS.
- GENERAL CONTRACTOR IS RESPONSIBLE TO COORDINATE DELIVERY SCHEDULE REF SPECIFICATIONS.
- NOT USED.
- NOT USED.
- NOT USED.
- NOT USED.
- GENERAL CONTRACTOR IS RESPONSIBLE TO COORDINATE INSTALLATION SCHEDULE REF SPECIFICATIONS.
- REF MECHANICAL FOR LOCATION.

**KEYNOTES**

9.90 PAINT 4" WIDE FLOOR STRIPES COLOR P5 AT 12" OC. REF N1 FOR SIZE.

10.09 SOAP DISPENSER MOUNT AS SHOWN IN DETAIL 9-A5.1. REF SPEC.

10.34 REMOVE EXISTING MIRROR AND INSTALL NEW MIRROR OVER EACH FAUCET.

10.44 PROVIDE TACTILE "EXIT" SIGN. REF N1.

**SHEET NOTES**

- GENERAL CONTRACTOR SHALL PROVIDE DISCONNECTION OF ALL EQUIPMENT, LINES, PIPES AND RETAINING HARDWARE.
- GENERAL CONTRACTOR SHALL NOT PERFORM ANY WORK BEFORE TANK HAS BEEN EMPTIED.
- GENERAL CONTRACTOR SHALL COORDINATE ALL WORK WITH WALMART CONSTRUCTION MANAGER.

**GENERAL NOTES**

- GENERAL CONTRACTOR TO COORDINATE RELOCATION OF TANK WITH WALMART CONSTRUCTION MANAGER.
- ENVIRONMENTAL, HEALTH AND SAFETY COMPLIANCE SHALL BE RESPONSIBLE FOR EMPTYING, HANDLING, REMOVAL, AND DISPOSAL OF TANK CONTENTS.



1001 E. 30th Dr. #10  
Tulsa, OK 74106  
720.262.5655  
redesign.com

**STIPULATION FOR THE USER:**  
THIS DOCUMENT IS THE PROPERTY OF REDESIGN. IT IS TO BE USED ONLY FOR THE PROJECT AND SITE SPECIFICALLY IDENTIFIED HEREIN. IT IS NOT TO BE REPRODUCED, COPIED, OR TRANSMITTED IN ANY FORM OR BY ANY MEANS, ELECTRONIC OR MECHANICAL, INCLUDING PHOTOCOPYING, RECORDING, OR BY ANY INFORMATION STORAGE AND RETRIEVAL SYSTEM, WITHOUT THE WRITTEN PERMISSION OF REDESIGN. ANY UNAUTHORIZED USE OF THIS DOCUMENT IS STRICTLY PROHIBITED. REDESIGN ASSUMES NO LIABILITY FOR ANY DAMAGE, LOSS, OR INJURY RESULTING FROM THE USE OF THIS DOCUMENT.

**CONSULTANTS**

**Walmart**  
GORDONSVILLE, VA  
884 CAMP CREEK PKWY., LOUISA, VA 23083  
STORE NO. 4852-223  
JOB NUMBER: 17-02728 | PHOTO: 143 SSG-OR  
2018 Remodel Photo


**ISSUE BLOCK**

NO	REV	DATE
1	REV 3	04/26/18

CHECKED BY: DF  
DRAWN BY: TP  
PROTO CYCLE: 02/26/18  
DOCUMENT DATE: 04/10/18

**AUTO CENTER PLANS AND DETAILS**

SHEET: AC1



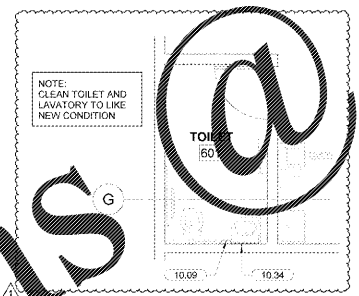
**610 TIRE & BATTERY STORAGE AND 614 ENVIRONMENTAL CAGE**  
POWER WASH PAD AT ENVIRONMENTAL CAGE AND TIRE AND BATTERY STORAGE. ENSURE ALL RUNOFF IS CAPTURED AS INDICATED IN SPECIFICATIONS.

**600 LUBE & TIRE MOUNTING AREA**  
CEILING: OPEN TO STRUCTURE: CLEAN JOISTS, JOIST GRIDDERS, DECKING, CONDUIT, SPRINKLER PIPES, AIR GRILLES/DIFFUSERS AND SECURITY GLOBES. CLEAN AND PAINT EXPOSED HVAC DUCT WORK AND PLENUMS TO MATCH PAINTED STRUCTURE.  
WALLS: PAINT LUBE & TIRE MOUNTING AREA P18 TO 9'-0" AFF. PAINT P8 FROM 8'-0" AFF TO DECK. PAINT BOTH SIDES AND TOP OF HALF-HEIGHT WALL P18.  
FLOOR: CLEAN ALL FLOORS IN BAY AREA.

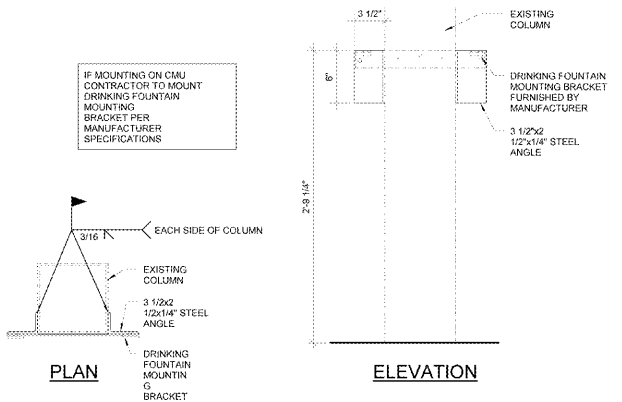
**601 ACC TOILET**  
CEILING: GYP. PAINT P131.  
WALLS: FRP. REPLACE WITH FRP1.  
FLOOR: PAINT HOLLOW METAL DOORS AND FRAMES P162.  
NOTE: CLEAN TOILET AND LAVATORY TO LIKE NEW CONDITION.

**602 MECHANICAL AND 605 STORAGE**  
WALLS: PATCH/REPAIR HOLES IN WALLS. FINISH TO MATCH ADJACENT. IF EXISTING WALL ARE PAINTED REPAINT WALLS P8. PAINT HOLLOW METAL DOORS AND FRAMES P162. DO NOT PAINT ANY WALL SURFACES THAT HAVE NOT BEEN PREVIOUSLY PAINTED.  
FLOOR: CLEAN FLOORING.

**612 CUSTOMER SERVICE**  
WALLS: GYP BD. PAINT WALLS P131 TO FULL HEIGHT IF OPEN TO STRUCTURAL. USE P87 WAINSCOT AND D85 BASE. CMU: PAINT P194 'ESSENTIAL GRAY' TO 4'-0" AFF AND P131 'WHITE FLOUR' FROM 4'-0" AFF.  
CEILING: OPEN TO STRUCTURE: CLEAN JOISTS, JOIST GRIDDERS, DECKING, CONDUIT, SPRINKLER PIPES, AIR GRILLES/DIFFUSERS AND SECURITY GLOBES. CLEAN AND PAINT EXPOSED HVAC DUCT WORK AND PLENUMS TO MATCH PAINTED STRUCTURE.  
CASEWORK: RE-LAMINATE FRONT FACE AND SIDE FACES OF EXISTING CASEWORK. INSTALL NEW WALL GUARD. INFILL TOE KICK AND INSTALL NEW BASE.  
FLOOR: ICC. ETR. PATCH AND REPAIR IF REQUIRED AND APPROVED BY WMCM.



**ENLARGED AUTO CENTER TOILET PLAN**  
1/4" = 1'-0"



**ELECTRIC WATER COOLER MOUNTING**  
1 1/2" = 1'-0"

**ENLARGED AUTO CENTER PLAN**  
1/8" = 1'-0"

**Order Plans**