

KEYNOTES
9.90 PAINT 4" WIDE FLOOR STRIPES COLOR P5 AT 12" OC. REF. W1 FOR SIZE
10.44 PROVIDE TACTILE "EXIT" SIGN, REF M1

SHEET NOTES
1. ENSURE ALL EXISTING WALL STANDARDS AND HALF GONDOLAS TO REMAIN ARE SECURE TO WALL.
2. REF 11-A3 OR INTERIOR BOLLARD PLACEMENT WHEN NEW BOLLARDS ARE SHOWN.
3. REFER TO RACK ANCHORAGE PLAN FOR STEEL RACK AND/OR GONDOLA SHELVING FIXTURE ANCHORING REQUIREMENTS.
4. REPLACE ALL EXISTING ADJUSTABLE TUBE COUNTER SUPPORTS THROUGHOUT THE STORE. REF 1-A9 FOR NEW SUPPORTS AND SPACING.
5. REMOVE EXISTING CAULK AT MOP SINKS AND RE-CAULK PER MANUFACTURER'S RECOMMENDATION.
6. NOT USED.
7. REF TO SPEC SECTION 01500 FOR DETAILS AND REQUIREMENTS FOR STORMWATER POLLUTION CONTROLS AND SITE STORAGE OF MATERIALS AND EQUIPMENT. ELEVATIONS FROM DETAIL MUST BE SUBMITTED FOR APPROVAL. ACCORD WITH SPEC SECTION 01330.
8. NOT USED.
9. RELOCATION AND SETUP OF GONDOLAS AND/OR RACKING AS INDICATED ON SHEETS SHALL BE PERFORMED BY OTHERS. WORKING DRAFTSIGHTS TO BE PERFORMED BY GENERAL CONTRACTOR. THE STORE IS.
10. PAINT ALL UNSHIELDED STEEL BOLLARDS AT THE STORE IS.
11. INSTALL ALUMINUM CORNER TRIM AT ALL OUTSIDE CORNERS WITH PROTECTIVE SURFACING WAJNSCOT LOCATIONS SHOWN. ANNOTATION ARE NOT INDICATIVE OF ALL LOCATIONS WHERE CORNER BOLLARDS ARE TO BE INSTALLED.

**REDESIGN**  
DETAIL DESIGN COLLABORATIVE

1001 E. 30TH DR.  
AUGUSTINE, GA 30909  
706.735.6265  
rdetail.com

STIPULATION FOR THE USE OF THIS DRAWING AND INFORMATION CONTAINED HEREIN IS LIMITED TO THE PROJECT AND SITE SPECIFICALLY IDENTIFIED HEREIN. THIS DRAWING AND INFORMATION SHALL NOT BE REPRODUCED, COPIED, REPRODUCED, OR TRANSMITTED IN ANY FORM OR BY ANY MEANS, ELECTRONIC OR MECHANICAL, INCLUDING PHOTOCOPYING, RECORDING, OR BY ANY INFORMATION STORAGE AND RETRIEVAL SYSTEM, WITHOUT THE WRITTEN PERMISSION OF THE CONSULTANT. THIS DRAWING AND INFORMATION SHALL BE THE PROPERTY OF THE CONSULTANT AND SHALL BE RETURNED TO THE CONSULTANT UPON COMPLETION OF THE PROJECT. THE CONSULTANT SHALL NOT BE RESPONSIBLE FOR ANY DAMAGE TO PERSONS OR PROPERTY ARISING FROM THE USE OF THIS DRAWING AND INFORMATION.

CONSULTANTS

2018 Remodel Proto

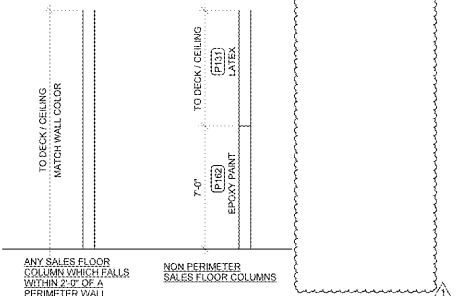
ISSUE BLOCK

REV	DATE	DESCRIPTION
1	REV 3	04/26/18

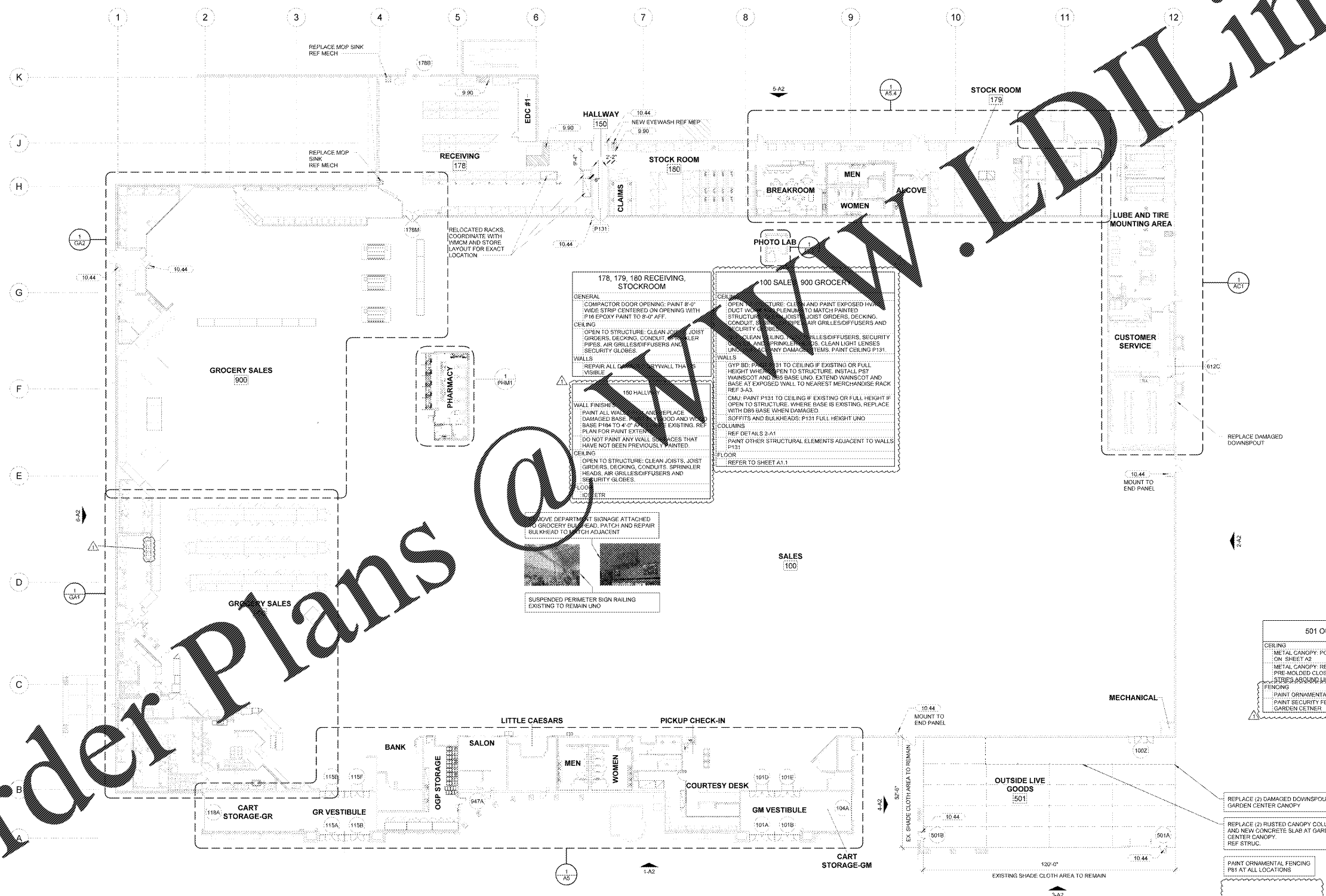
CHECKED BY: DF  
DRAWN BY: TP  
PROTO CYCLE: 02/26/18  
DOCUMENT DATE: 04/10/18

FLOOR PLAN

SHEET: A1




2 COLUMN COLORS  
1/4" = 1'-0"



1 FLOOR PLAN  
1" = 20'-0"

Order Plans @



05/26/18 10:07:30 AM  
C:\Users\jld\Documents\05261802\Drawn\A1.dwg