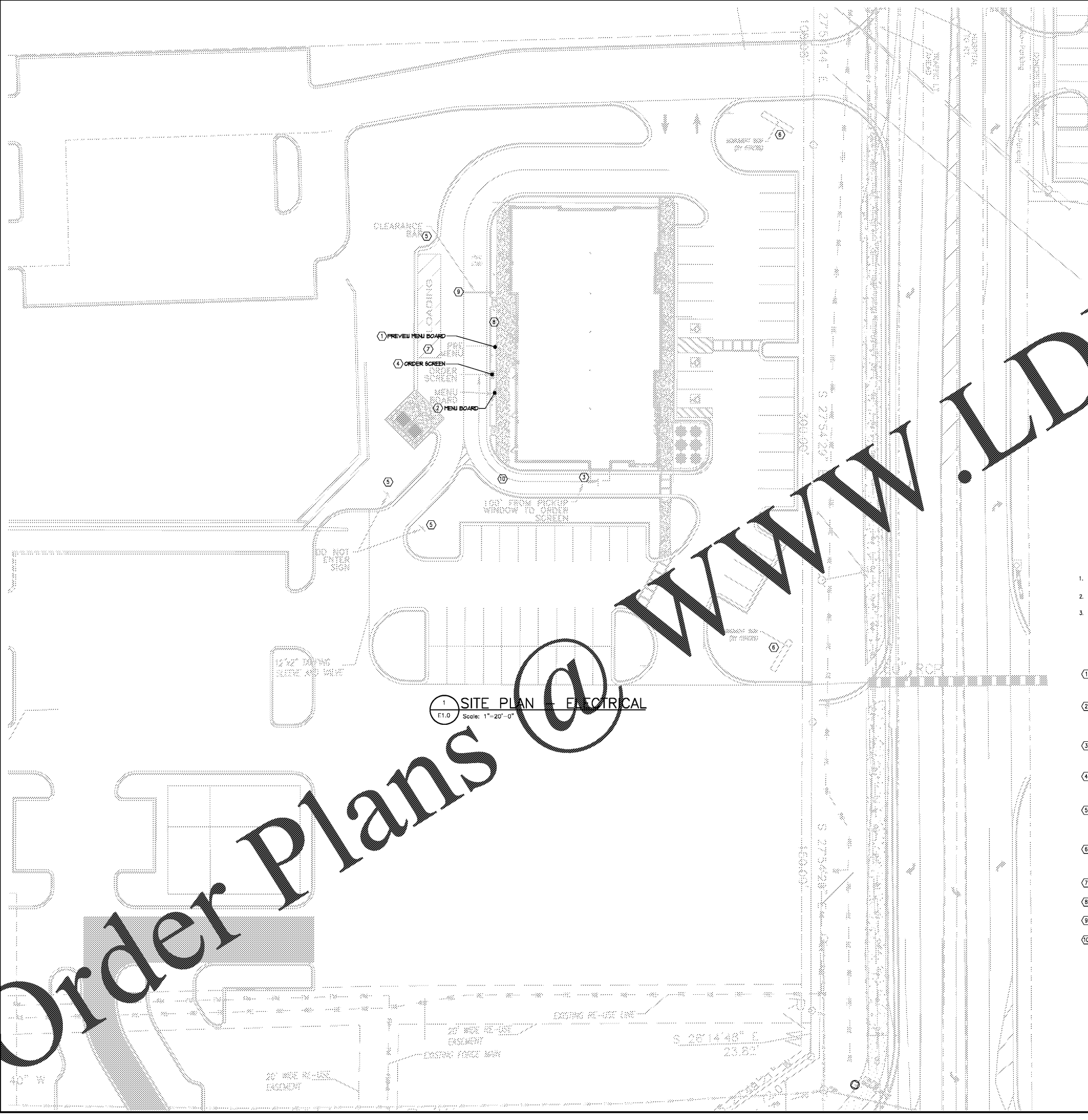


Order Plans

WWW.LDILine.com




1 SITE PLAN - ELECTRICAL
E1.0 Scale: 1"=20'-0"

GENERAL NOTES:
(APPLY THIS SHEET ONLY)

1. SITE LIGHTING SHALL PROVIDE A MINIMUM OF 1.5FC THROUGHOUT THE SITE (INCLUDING EXTERIOR BUILDING LIGHTS).
2. ENERGY EFFICIENT (2700K LED) LIGHTING SHALL PROVIDE ILLUMINATION THROUGHOUT THE PATIO SEATING AREA, INCLUDING THE AREAS FURTHEST AWAY FROM THE BUILDING.
3. COORDINATE EXACT CONDUIT REQUIREMENTS (QUANTITY, SIZE, ROUTING, ETC.) WITH STARBUCKS PRIOR TO INSTALLATION. VERIFY LOCATIONS FOR STUB UPS WITH TENANT'S REPRESENTATIVE.

LEGEND NOTES:
(APPLY THIS SHEET ONLY)

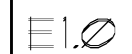
1. PROVIDE AND INSTALL (1) 1" EMPTY CONDUIT WITH PULLSTRING FROM DRIVE-THRU PREVIEW MENU BOARD TO STARBUCKS ELECTRICAL PANEL LOCATION (REFER TO DRAWINGS FOR PANEL LOCATION). COORDINATE EXACT SIZE OF CONDUIT AND TERMINATION LOCATIONS WITH STARBUCKS PRIOR TO INSTALLATION.
2. PROVIDE AND INSTALL (1) 1" EMPTY CONDUIT WITH PULLSTRING FROM DRIVE-THRU ORDER MENU BOARD TO STARBUCKS ELECTRICAL PANEL LOCATION (REFER TO DRAWINGS FOR PANEL LOCATION). ADDITIONALLY, PROVIDE AND INSTALL (2) 1" EMPTY CONDUIT FROM DRIVE-THRU ORDER MENU BOARD TO DRIVE THRU WINDOW. COORDINATE EXACT SIZE OF CONDUIT AND TERMINATION LOCATIONS WITH STARBUCKS PRIOR TO INSTALLATION.
3. PROVIDE AND INSTALL (1) 1" EMPTY CONDUIT WITH PULLSTRING FROM DRIVE-THRU CANOPY STRUCTURE TO STARBUCKS ELECTRICAL PANEL LOCATION (REFER TO DRAWINGS FOR PANEL LOCATION). COORDINATE EXACT SIZE OF CONDUIT AND TERMINATION LOCATIONS WITH STARBUCKS PRIOR TO INSTALLATION.
4. PROVIDE AND INSTALL (1) 1" EMPTY CONDUIT WITH PULLSTRING FROM DRIVE-THRU SPEAKER POST/DIGITAL ORDER SCREEN TO STARBUCKS ELECTRICAL PANEL LOCATION (REFER TO DRAWINGS FOR PANEL LOCATION). COORDINATE EXACT SIZE OF CONDUIT AND TERMINATION LOCATIONS WITH STARBUCKS PRIOR TO INSTALLATION.
5. PROVIDE AND INSTALL (1) 1" EMPTY CONDUIT WITH PULLSTRING FROM DIRECTIONAL SIGNAGE (3 MINIMUM; PLACED ORDER SITE TO NAVIGATE CUSTOMERS TO DRIVE-THRU LANE-COORDINATION EXACT LOCATION WITH STARBUCKS) TO STARBUCKS ELECTRICAL PANEL LOCATION (REFER TO DRAWINGS FOR PANEL LOCATION). COORDINATE EXACT SIZE OF CONDUIT AND TERMINATION LOCATIONS WITH STARBUCKS PRIOR TO INSTALLATION.
6. PROVIDE AND INSTALL (1) 1" EMPTY CONDUIT WITH PULLSTRING FROM STARBUCK'S MONUMENT/PYLON SIGN TO STARBUCKS ELECTRICAL PANEL LOCATION (REFER TO DRAWINGS FOR PANEL LOCATION). COORDINATE EXACT SIZE OF CONDUIT AND TERMINATION LOCATIONS WITH STARBUCKS PRIOR TO INSTALLATION.
7. COORDINATE EXACT CONDUIT REQUIREMENTS AND ROUTING FOR DQS CONTROL BOX WITH MANUFACTURER AND STARBUCKS DETAIL DRAWINGS PRIOR TO INSTALLATION.
8. PROVIDE AND INSTALL (1) 1" EMPTY CONDUIT WITH PULLSTRING FOR EACH TWO DETECTOR LOOP SET TO LOCATION ABOVE CEILING AT REAR OF SPACE.
9. PROVIDE AND INSTALL (1) 1" EMPTY CONDUIT WITH PULLSTRING FROM HEIGHT RESTRICTION BAR IF ILLUMINATED SIGNAGE IS INDICATED ON PLANS.
10. PROVIDE AND INSTALL (3) SPARE 1" EMPTY CONDUITS WITH PULLSTRING TO BE RUN THROUGH FOUNDATION WALL TO FRONT OF BUILDING. (3) SPARE 1" CONDUITS SHALL BE RUN THROUGH FOUNDATION WALL OUT TO REAR OF BUILDING. ALL CONDUITS SHALL BE TERMINATED ABOVE CEILING.



Hoskins Engineering, LLC
1357 Dalesford Drive
Alpharetta, GA 30004
Phone/Fax: (678) 463-5074

date	5/22/18
drawn	MH
checked	MH
proj#	18029

SITE PLAN - ELECTRICAL



DATE	5/22/18
BY	MH
CHKD	MH
APP'D	

ISSUE RECORD	date	revision
	5/2/18	PERMIT REVIEW

DRAWING REVISION	no.	date	revision

CREEKSIDE RETAIL
1211 FRIENDSHIP RD.
BRASELTON, GA

ZANARDO ARCHITECTS, P.C.
3675 CRESTWOOD PARKWAY
SUITE 550
DUBLIN, GA 31006
770.806.1031

This drawing is copyrighted and the property of the engineer. It shall not be reproduced, published, or used in any way without the expressed written permission of the engineer.

FOR CONSTRUCTION