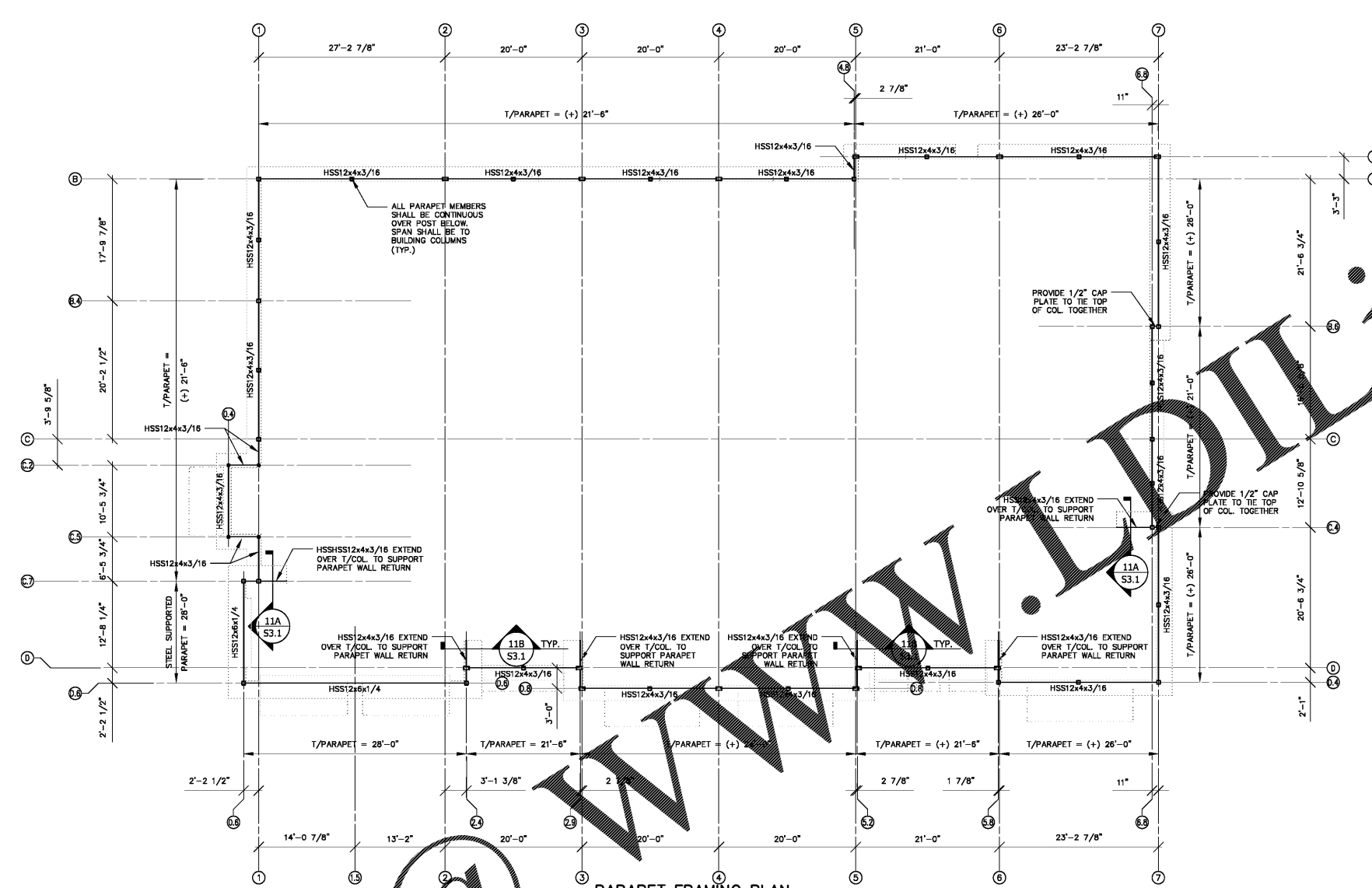



Order Plans



PARAPET FRAMING PLAN
SCALE: 1/8" = 1'-0"

- NOTE:
1. ALL STEEL SHALL BE (-) 0'-1 1/2" RELATIVE TO TOP OF PARAPET HEIGHTS SHOWN ON PLAN, U.N.O.
 2. TOP OF COLUMNS SHOWN ON S2.2 SHALL EXTEND UP TO TOP OF PARAPET HEIGHTS SHOWN ON PLAN. SEE PARAPET DETAILS ON S3.1 FOR ADDITIONAL INFORMATION. ALL OTHER COLUMNS SHALL EXTEND TO TRUSS BEARING HEIGHT, U.N.O.
 3. PARAPET HEIGHTS VARY, SEE PLAN. COORDINATE PARAPET HEIGHTS WITH ARCHITECTURAL DRAWINGS. REPORT ANY DISCREPANCIES.
 4. ALL HSS PARAPET MEMBERS SHALL BE HSS12x4x3/16 AND ORIENTATED LSH, U.N.O.
 5. ALL PARAPET FRAMING SHALL BE WELDED ON ALL (4)-SIDES TO SUPPORTING COLUMNS.
 6. POSTS UP FROM ROOF FRAMING TO PARAPET MEMBERS SHALL BE FULLY WELDED AT BASE AND TOP WITH 1/4" FILLET WELD ALL AROUND.
 7. ALL RECTANGULAR HSS PARAPET FRAMING SHALL HAVE LONG-SIDE HORIZONTAL.
 8. SEE SECTION 4/S3.2 FOR FAUX WINDOW FRAMING.



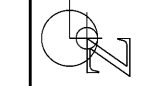
ISSUE RECORD
DATE FOR CONSTRUCTION

NO.	DATE	REVISION

NO.	DATE	REVISION

CREEKSIDE RETAIL
1211 FRIENDSHIP RD.
BRABELTON, GA

DANARDO ARCHITECTS, P.C.
3675 CRESTWOOD PARKWAY
SUITE 520
DUBLIN, GA 31006-1035



DATE 01/28/18
DRAWN STS
CHECKED TG
PROJECT 1806



GW Design Group, LLC
(770) 437-0065

PARAPET FRAMING PLAN

S2.2