

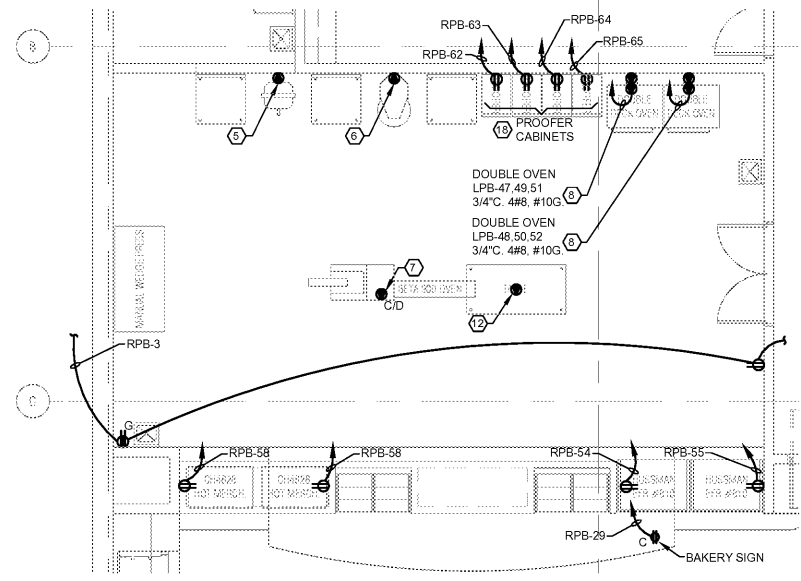
1 Electrical Plan - Power
3/32" = 1'-0"

GENERAL NOTES:

- REFER TO DRAWING E0-01 FOR ELECTRICAL SYMBOL LIST AND ABBREVIATIONS.
- COORDINATE ALL DEVICE MOUNTING LOCATIONS, HEIGHTS AND SPACINGS WITH ARCHITECTURAL FLOOR PLANS, ELEVATIONS AND DETAILS.
- IN GENERAL, DEVICES AT LOW HEIGHTS SHALL BE STACKED DIRECTLY BELOW DEVICES AT HIGHER ELEVATIONS. PROVIDE CONDUIT OFFSET AS NECESSARY.
- ELECTRICAL CONTRACTOR SHALL COORDINATE ALL ELECTRICAL REQUIREMENTS FOR REFRIGERATION EQUIPMENT WITH HUSSMANN PRIOR TO BID.
- ELECTRICAL CONTRACTOR SHALL SEAL AROUND ALL CONDUIT PENETRATIONS, BOTH SIDES (INTERIOR AND EXTERIOR) OF COOLER/FREEZER.
- ALUMINUM WIRE SHALL NOT BE USED FOR REFRIGERATION EQUIPMENT.

SHEET KEYNOTES: (7)

- PROVIDE JUNCTION BOX AND CIRCUITING FOR AUTOMATIC DOOR CONTROL. COORDINATE ALL ELECTRICAL REQUIREMENTS WITH DOOR SUPPLIER PRIOR TO ROUGH-IN.
- PROVIDE JUNCTION BOX FOR NEW DOOR ALARM. COORDINATE EXACT LOCATION WITH HARDWARE MANUFACTURER.
- PROVIDE TWO SECTION TELE-POWER POLE WITH ISOLATED GROUND TYPE DUPLEX RECEPTACLE & (1) STANDARD DUPLEX RECEPTACLE, VOICE DATA INSERT AND EXTENSION FOR CHECKOUT TUBBER UP INTO TRUSS SPACE. SIMILAR TO PREVIOUS 2500 SERIES.
- NOT USED.
- PROVIDE SPECIAL PURPOSE OUTLET WITH 3#12 & 1#12 GND TO 20A 2P CIRCUIT BREAKER PANEL RP-B FOR DOCK LEVELER. CIRCUIT NUMBER RPB-30,32,34.
- PROVIDE SPECIAL PURPOSE OUTLET WITH 3#10 & 1#10 GND TO 20A 2P CIRCUIT BREAKER. CIRCUIT NUMBER RPB-30,32,35.
- PROVIDE 20A 2P CIRCUIT BREAKER ON A POWER CORD DROP WITH ISOLATED GROUND TYPE DUPLEX RECEPTACLE & (1) STANDARD DUPLEX RECEPTACLE, VOICE DATA INSERT AND EXTENSION FOR CHECKOUT TUBBER UP INTO TRUSS SPACE. SIMILAR TO PREVIOUS 2500 SERIES. CIRCUIT NUMBER RPB-36,38. PROVIDE A NEMA 6-20P AND CORD DROP PER DETAIL AND MAKE ALL FINAL CONNECTIONS.
- OVEN RECEPTACLES T.B.D. CONFIRM LOCATION PRIOR TO ROUGH-IN.
- HAND DRYER. CONFIRM LOCATION PRIOR TO ROUGH-IN.
- JUNCTION BOX FOR SIGN POWER. VERIFY EXACT LOCATION AND MOUNTING HEIGHT WITH ARCHITECTURAL ELEVATIONS AND SIGN CONTRACTOR.
- PROVIDE FLUSH CEILING MOUNTED POWER AND DATA RECEPTACLES FOR (2) CEILING MOUNTED T.V. MONITORS. CIRCUIT NUMBER RPB-28.
- PROVIDE A NEMA 14-60R FOR TORTILLA GRILL. CIRCUIT NUMBER RPB-37.
- PROOFER CABINET. CONFIRM LOCATION PRIOR TO ROUGH-IN.
- DS-1. RPB-53.55. 1/2" C. 3#12, #12G.



2 Enlarged Kitchen Plan - Power
3/16" = 1'-0"




PARTNERS in Architecture, P.L.C.
65 MARKET STREET
MOUNT CLEMENS, MI 48043
P 586.493.3000
F 586.493.3057

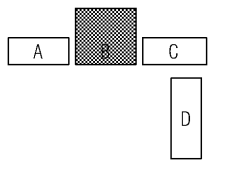
Statement of Intellectual Property
The ideas, concepts, drawings and thoughts conveyed herein are the intellectual property of PARTNERS in Architecture, P.L.C., 65 Market Street, Mount Clemens, MI 48043 (P 586.493.3000). This set of drawings, in whole or in part, may not be reproduced, without the written consent of PARTNERS in Architecture, P.L.C. This information is protected under U.S. Copyright Law, all rights reserved.

© Copyright 2016

CONSULTANT



KEY PLAN



OWNER
Suwanee Grocery, LLC

8110 N. Saint Louis Avenue
Skokie, IL 60076

PROJECT NAME
Suwanee Grocery, LLC
Building-B Build-Out

3230 Caliber Street
Suwanee, GA 30024

PROJECT NO.
16-177

ISSUES / REVISIONS
Bidding - Construction 04/30/18

DRAWN BY
NJP
CHECKED BY
DJA
APPROVED BY
JKK
SHEET NAME

ELECTRICAL PLAN
- POWER

SHEET NO.
E1-01