

**ELECTRICAL SYMBOL LIST**

- 
- 
- 
- 
- 
- 
- 
- 
- 
- 
- 
- 
- 
- 
- 
- 
- 
- 
- 
- 
- 
- 
- 
- 
- 
- 
- 
- 
- 
- 
- 
- 
- 
- 
- 
- 
- 
- 
- 
- 
- 
- 

- 
- 
- 
- 
- 
- 
- 
- 
- 
- 
- 
- 
- 
- 
- 
- 
- 
- 
- 
- 
- 
- 
- 
- 
- 
- 
- 
- 
- 
- 
- 
- 
- 
- 
- 
- 
- 
- 
- 
- 
- 

NOTE:  
 ANY CIRCUIT WITHOUT FURTHER IDENTIFICATION IS 2-WIRE PLUS GROUND WIRE. A GREATER NUMBER OF WIRES IS INDICATED BY HASH MARKS.

**ELECTRICAL ABBREVIATIONS**

- A.C. ALTERNATING CURRENT
- AC ABOVE COUNTERTOP
- AFCI ARC FAULT CIRCUIT INTERRUPTER
- AFB ABOVE FINISHED FLOOR TO CENTERLINE
- AFG ABOVE FINISHED GRADE TO CENTERLINE
- C CONDUIT
- CKT/CIRC CIRCUIT
- CTC CURRENT TRANSFORMER CABINET
- DP DISTRIBUTION PANEL
- (E) EXISTING
- EC ELECTRICAL CONTRACTOR
- EF EXHAUST FAN
- EWC ELECTRIC WATER COOLER
- FURN FURNACE
- GRD GROUNDED
- HWH HOT WATER HEATER
- IG ISOLATED GROUND
- MDP MAIN DISTRIBUTION PANEL
- PP POWER PANEL
- (R) RELOCATED
- RTU ROOFTOP UNIT
- UC UNDER COUNTER
- UON UNLESS NOTED OTHERWISE
- WP WEATHERPROOF

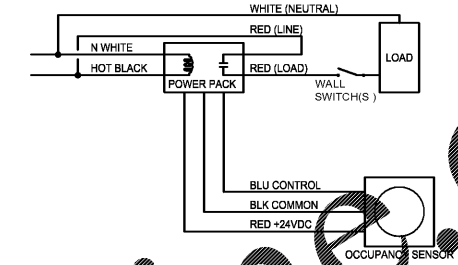
**AUTOMATIC LIGHTING CONTROL LEGEND**

(CATALOG NUMBERS BASED ON SENSOR SWITCH EQUIPMENT)

- WSD P.I.R. AUTOMATIC WALL SWITCH (MANUAL ON, AUTO OFF)
- PP20 120/277 VAC RELAY/POWER PACK (MOUNT IN ACCESSIBLE CEILING SPACE)
- CMR PDT 9 DUAL TECHNOLOGY, P.I.R./MICROPHONICS OCCUPANCY SENSOR 450 SQ. FT. 360 DEG. COVERAGE. (MOUNT ON CEILING)
- CM PDT 10 DUAL TECHNOLOGY, P.I.R./MICROPHONICS OCCUPANCY SENSOR 2450 SQ. FT. 360 DEG. COVERAGE. (MOUNT ON CEILING)

**NOTES:**

1. ALL OCCUPANCY SENSORS SHALL BE MOUNTED TO A VIBRATION-FREE SURFACE, WITH SENSORS FACING THE AREA OF COVERAGE. PLACE AT LEAST 4'-0" FROM SUPPLY AIR GRILLES, 6'-0" FROM HORIZONTAL DISCHARGE DUCTS AND 6" FROM POWER PACKS.
2. ELECTRICAL CONTRACTOR PROVIDE ALL REQUIRED RELAYS, POWER PACKS, ETC.
3. SIMILAR EQUIPMENT MANUFACTURED BY SENSORSWITCH OR COOPER CONTROLS SHALL BE CONSIDERED EQUAL TO THE SPECIFIED PRODUCTS.



**OCCUPANCY SENSOR WIRING DIAGRAM**

**LIGHTING FIXTURE SCHEDULE**

TYPE	DESCRIPTION	LAMP TYPE	LAMP INITIAL LUMEN OUTPUT	CCT	CRI	VOLTAGE	INPUT WATTAGE	BALLAST TYPE	BASIS OF DESIGN	NOTES
A	8' INDUSTRIAL LED LINEAR BAY LIGHTING FIXTURE	LED	7,453	4000	80	120/277V	53W	LED DRIVER	STARTEK #SP-N1-8S-40K-BA-FCE-PM-NS-ND-U-PN	CHAIN HUNG OR CABLE MOUNTED AS INDICATED.
B	2' X 4' LED RECESSED LAY-IN TROFFER	LED	3,000	3000	85	120/277V	29W	LED DRIVER	METALUX #612EN-LD2-30-UNV-L830-CD1-U	
C	6" RECESSED DOWN LIGHT FIXTURE	LED	1,500	2700	90	120/277V	18W	LED DRIVER	HALO #PD615-E010-PDM6A-927-61V-C-WF	
D	3" RECESSED DOWN LIGHT FIXTURE	LED	1,500	2700	80	120/277V	8W	LED DRIVER	HALO #E3R-FF-LH827-1-D-	
F	LED TRACK LIGHT FIXTURE	LED	1,400	2700	83	120/277V	18W	LED DRIVER	CONTECH #CTL-8062-H-S-27-D-B	
G	8" VAPORTIGHT LED FIXTURE	LED	8,500	2700	80	120/277V	55W	LED DRIVER	SIMKAR #EN2LED-4-RFA-F-65L-40-U1	
H	18" BATH SCONCE	(2) 9W LED BULBS	600	3000	80	120/277V	18W	LED DRIVER	VISUAL COMFORT #CHD-1552AB-FG	
OA	WALL MOUNTED LED FIXTURE	LED	10,530	70	70	120/277V	85W	LED DRIVER	EATON #NFFLD-C25-E-UNV-66-LED-E1-BL2	
X	LED EXIT SIGN WITH OR WITHOUT ARROWS, SINGLE OR DOUBLE FACE AS INDICATED ON PLANS	-	-	-	-	120/277V	-	-	LIGHTALARMS #QLXN500-R OR AS APPROVED EQUAL	NICAD EMERGENCY BATTERY BACKUP, UNIVERSAL MOUNT, RED LETTERS ON WHITE
XA	SAME AS "X", EXCEPT COMBO WITH (2)-6W EMERGENCY HEADS SIDE MOUNTED	LED	-	-	-	120/277V	-	-	LIGHTALARMS #UQLXN500-R-2SQ-R OR AS APPROVED EQUAL	12W REMOTE CAPACITY
XB	WEATHERPROOF REMOTE EMERGENCY HEAD ASSEMBLED AS A SMALL WALL SCONCE SHAPE	6W	-	-	-	12VDC	-	-	LIGHTALARMS #SAF-2M12-DG-6 OR AS APPROVED EQUAL	NEMA 3R LISTED, DIE CAST ALUMINUM HOUSING, FULLY GASKETED COVER, POLYCARBONATE DIFFUSER WITH (2)-6W-12V FULLY ENCLOSED MR16 LAMPS, DARK GREY FINISH
EM	EMERGENCY WALL MOUNTED LIGHTING UNIT	20W SEALED BEAM HALOGEN	-	-	-	120/277V	-	-	ENCORE LIGHTING #6EM-54-2-W OR AS APPROVED EQUAL	SIDE MOUNTED, WHITE FINISH

**LIGHTING FIXTURE NOTES:**

1. ALTERNATE LIGHTING MANUFACTURER'S EQUIPMENT BY ACUIY, COOPER, PHILIPS OR HUBBELL, SHALL BE SIMILAR IN PERFORMANCE, PHYSICAL APPEARANCE AND CONSTRUCTION TO BE CONSIDERED AS EQUAL TO UNITS SPECIFIED.
2. ALTERNATE LIGHTING FIXTURE TYPES PROPOSED TO BE SUBSTITUTED BY BIDDING CONTRACTOR MUST BE PRE-APPROVED DURING BIDDING. CONTRACTOR, OR LIGHTING REPRESENTATIVE SHALL FAX OR EMAIL ALL SUCH REQUESTS WITH FIXTURE CUTS TO ENGINEER AT LEAST ONE WEEK PRIOR TO SUBMITTING BIDS. ENGINEER WILL REVIEW THE PROPOSED ALTERNATE LIGHTING FIXTURES AND ISSUE WRITTEN ACCEPTANCE OR DENIAL BY RETURN FAX OR EMAIL. VERBAL APPROVAL WILL NOT BE ACCEPTABLE.
3. ALL SHOP DRAWINGS SUBMITTED AFTER AWARD OF CONTRACTOR FOR LIGHTING FIXTURES WHICH WERE NOT PRE-APPROVED WILL BE REJECTED.

**PARTNERS**




**PARTNERS in Architecture, PLC**  
 65 MARKET STREET  
 MOUNT CLEMENS, MI 48043  
 P 586.493.3000  
 F 586.493.3057

**Statement of Intellectual Property**

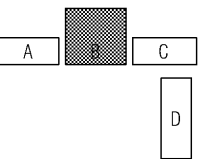
The ideas, concepts, drawings and thoughts conveyed herein are the intellectual property of PARTNERS in Architecture, PLC, 65 Market Street, Mount Clemens, MI 48043 (P 586.493.3000). This set of drawings, in whole or in part, may not be reproduced, without the written consent of PARTNERS in Architecture, PLC. This information is protected under U.S. Copyright Law, all rights reserved.

© Copyright 2016

**CONSULTANT**



**KEY PLAN**



**OWNER**

**Suwanee Grocery, LLC**  
 8110 N. Saint Louis Avenue  
 Skokie, IL 60076

**PROJECT NAME**

**Suwanee Grocery, LLC Building-B Build-Out**

3230 Caliber Street  
 Suwanee, GA 30024

**PROJECT NO.**

**16-177**

**ISSUES / REVISIONS**

Bidding - Construction 04/30/18

**DRAWN BY**

NP

**CHECKED BY**

DRA

**APPROVED BY**

JKK

**SHEET NAME**

**LIGHTING SCHEDULE, SYMBOL LIST, & ABBREVIATIONS**

**SHEET NO.**

**EO-01**

Order Plans @ [www.drawingline.com](http://www.drawingline.com)