



DATE SIGNED: 05/30/2018

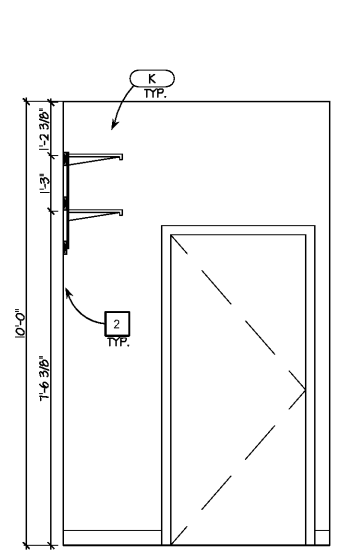
Consultants:
RETAIL DESIGN CONSULTANT



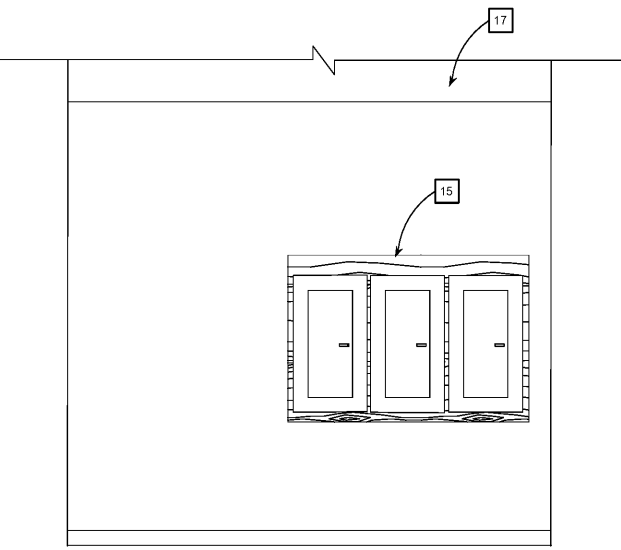
JGA Prj #: 1-218-082

ARCHITECTURAL KEY

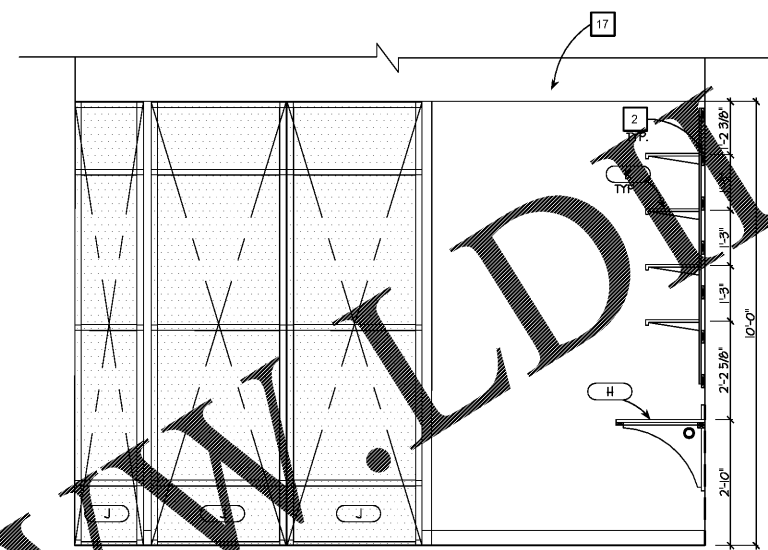
- NOTES:**
- TRANSFORMER. REFER TO ELECTRICAL DETAIL FOR FURTHER INFO.
 - SURFACE MOUNTED 1 x 4 PLYWOOD BLOCKING SECURED TO METAL STUD FRAMING FOR SECUREMENT OF SURFACE MOUNTED STANDARDS.
 - ENTRY DOOR TO BACK OF HOUSE AREA INSTALLED BY TENANT VENDOR.
 - CORNER GUARD IN BACK OF HOUSE TO BE STAINLESS STEEL PROVIDED AND INSTALLED BY TSG.
 - 10" FIRE EXTINGUISHER PROVIDED AND INSTALLED BY TSG. AS DIRECTED BY CITY OFFICIALS HAVING JURISDICTION. EXISTING STRUCTURAL COLUMN TO REMAIN.
 - PLY. HD. BACKER PANEL FOR CLIENT NETWORKING SERVER. 48"x6"x3/4" FRIT PLYWOOD WITH A-C FINISH FOR PAINT.
 - WHITE FRP-PANELS FROM FLOOR TO 48" A.F.F. ON TWO WALL SURFACES AROUND THE MOP SINK. ALL WHITE VINYL ACCESSORIES SECURED AND CAULKED WITH NON YELLOWING WHITE SILICONE. ALL BY G.C.
 - AS AN ALTERNATE TO SPECIFIED REFRIGERATOR AND OR MICROWAVE BEING DISCONTINUED IN YOUR AREA PRICE AS ALTERNATIVE THE FOLLOWING SPECIFICATIONS:
 - FRIGIDAIRE # FFCT1278LS 1.2 MICROWAVE COUNTER TOP MODEL # WATTS100-150022X21-3/8"X18-1/2"
 - REFRIGERATOR WHIRLPOOL WRT39BFMD... 18.2 CU. FT. TOP FREEZER REFRIGERATOR IN WHITE MODEL SIZE: 65 7/8" H X 24 3/4" X 33 1/2" D (17.6 CU. FT. FINISHES TO MATCH WHITE IS PREFERABLE. COST OF THESE ARE BENCHMARK FOR BID.
 - THE G.C. IS RESPONSIBLE TO PROVIDE AS INDICATED IN WALL BLOCKING/PLYWOOD, SURFACE MOUNTED WALL FURRING, SURFACE MOUNTED HEAVY DUTY SLOTTED STANDARDS, SHELVING, SHELVING BRACKETS CLIPS TO SCREW BRACKETS TO SHELVES, AND WORK SURFACES AND BACK SPLASHES AS INDICATED IN SECTIONS AND PER NOTES ADDRESSED. —THE MILLWORK CONTRACTOR WILL PROVIDE WORK SURFACE LEDGE SUPPORTS.
 - BRACKET MOUNTED FAN DIRECTED TOWARD BACK OF HOUSE ENTRY DOOR.
 - AFTER DEMOLITION THE GENERAL CONTRACTOR TO LEVEL WITH IN 1/4" FLOOR AREA RECEIVING PIP SHELVING.
 - WATER HEATER ABOVE MOP SINK. SEE SHEET A-52 FOR MORE INFORMATION.
 - 2X6 FRAMING FOR HOT WATER HEATER PLATFORM. SEE SHEET A-52 FOR MORE INFORMATION.
 - NEW TENANT ELECTRICAL RISER. REFER TO ELECTRICAL DRAWINGS FOR RISER ASSEMBLY AND CALCULATIONS.
 - WATERPROOF MEMBRANE TO EXTEND UP TO 6" ON ALL ADJACENT WALLS.
 - ABOVE 10'-0" A.F.F. UPTO DECK ABOVE GC TO PATCH/ REPAIR ANY DAMAGED DRY WALL AND COVER SURFACES EXPOSED.



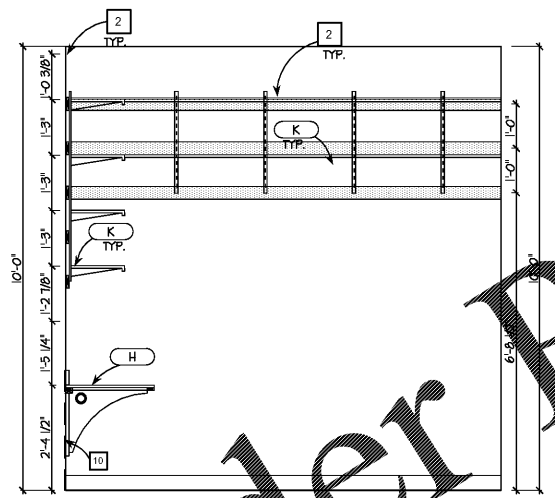
9 MANAGER'S OFFICE ELEVATION
 A-1.6 SCALE: 1/2" = 1'-0"



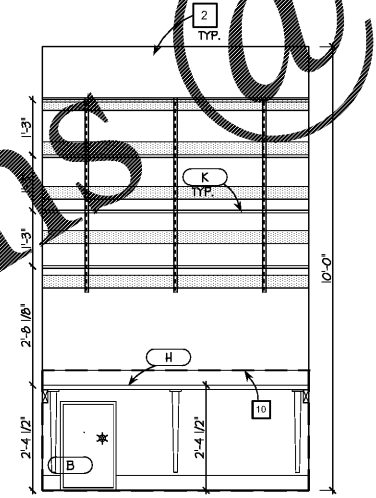
7 BOH ELEVATION
 A-1.6 SCALE: 1/2" = 1'-0"



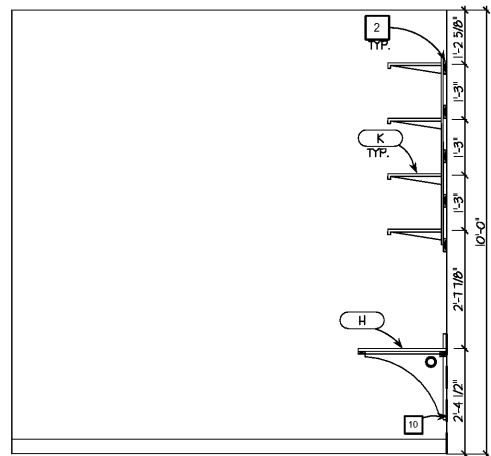
6 BOH ELEVATION
 A-1.6 SCALE: 1/2" = 1'-0"



12 MANAGER'S OFFICE ELEVATION
 A-1.6 SCALE: 1/2" = 1'-0"



11 MANAGER'S OFFICE ELEVATION
 A-1.6 SCALE: 1/2" = 1'-0"



10 MANAGER'S OFFICE ELEVATION
 A-1.6 SCALE: 1/2" = 1'-0"

EQUIPMENT SCHEDULE				
TAG	DESCRIPTION	SIZE	PROVIDED	INSTALLED
A	DREAM STEAMER - MODEL 2200-308	48" x 30 1/2" x 88"	G. C.	G. C.
B	SAFE	24H X 15H X 18D	CLIENT	G. C.
C	EXHAUST HOOD	SEE MECHANICAL DRAWINGS FOR INFO.	G. C.	G. C.
D	NETWORK SERVER	24" x 32 1/2" x 48" mt. with bottom at 84" off	CLIENT	CLIENT VENDOR
E	EMPLOYEE LOCKERS	2 ROWS WIDE - 6 ROWS HIGH PROVIDED BY M.F.C.	M. F. C.	M. F. C.
F	REFRIGERATOR	WHIRLPOOL WRT39BFMD12 WHITE 64X24X31 D	G. C.	G. C.
G	MICROWAVE	EMERSON 1.3 CUFT (20" H X 17.5" X 12.5") STAINLESS STEEL FINISH	G. C.	G. C.
H	COUNTERTOP (MGR, REC, BREAK)	LENGTHS VARY, SEE PLAN. SEE DETAIL THIS SHEET FOR INFO.	G. C.	G. C.
I	ROLLING FIXTURE STORAGE RACK	PRE-ASSEMBLED, DELIVERED TO SITE	M. F. C.	M. F. C.
J	MOBILE SHELVING UNIT	-	M. F. C.	M. F. C.
K	SHELVE	SHELVING SIZES ARE TO BE VERIFIED IN THE FIELD	G. C.	G. C.
L	SERVICE SINK	REFER TO PLUMBING SHEETS FOR SPECIFICATION INFORMATION.	G. C.	G. C.
M	LADDERS	(2) 1" FRAME LADDERS: (1) 6'-0", (1) 8'-0" WITH SEAT BELT STYLE MOUNTING STRAP	G. C.	G. C.

Project Location:
Soft Surroundings
BILTMORE VILLAGE, SPACE #160
 10 BROOK STREET
 ASHEVILLE, TN 28803

- DRAWINGS ISSUED FOR:
- programming
 - schematic des.
 - design dev.
 - bidding
 - permit/11 review 04-06-18
 - construction

REVISIONS:

Prj. no. **8-218-030**
 Drawn IN, GV
 Checked KR, GV
 Approved KN

Do not scale this print. Use figured dimensions only.

Drawing title:
ENLARGED MANAGER'S OFFICE PLAN & ELEVATIONS

Sheet no.
A-1.8

Order Plans @ WWW.LDDELIVER.COM