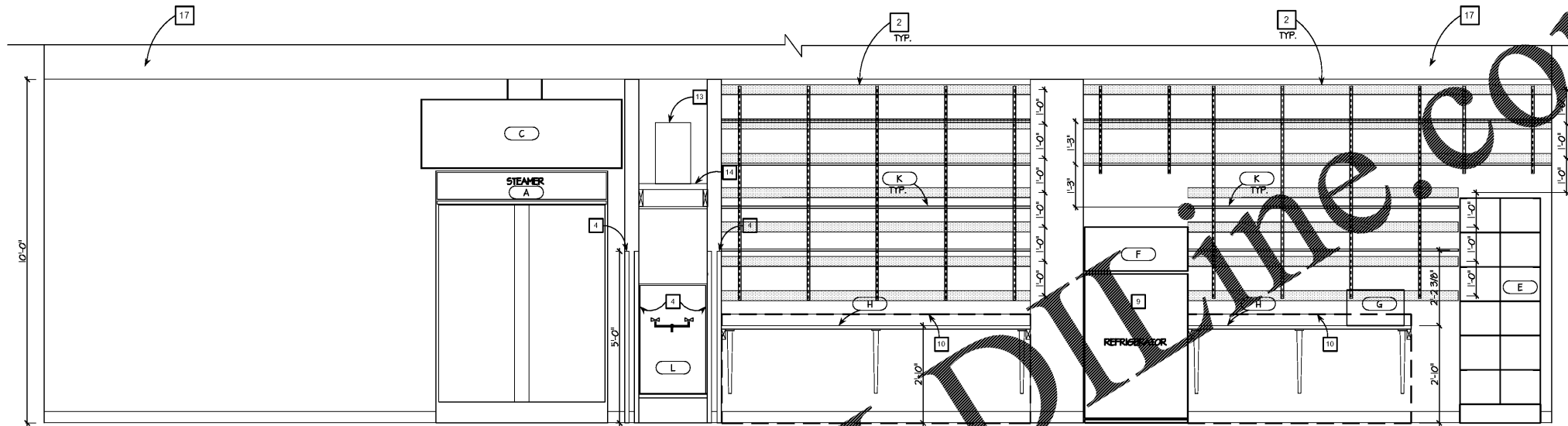



5 BOH ELEVATION  
A-1.6 SCALE: 1/2" = 1'-0"



4 BOH ELEVATION  
A-1.6 SCALE: 1/2" = 1'-0"



6 BOH ELEVATION  
A-1.6 SCALE: 1/2" = 1'-0"

**ARCHITECTURAL KEY**

- NOTES**
1. UNIDENTIFIED TRANSFORMER. REFER TO ELECTRICAL DETAIL FOR FURTHER INFO.
  2. SURFACE MOUNTED 1 x 4 HOOD BLOCKING SECURED TO METAL STUD FRAMING FOR SECUREMENT OF SURFACE MOUNTED STANDARDS.
  3. ENTRY KEYPAD TO BACK OF HOUSE AREA INSTALLED BY TENANT VENDOR.
  4. CORNER GUARD IN BACK OF HOUSE TO BE STAINLESS STEEL PROVIDED AND INSTALLED BY TEG.
  5. 10ABC FIRE EXTINGUISHER PROVIDED AND INSTALLED BY TEG. AS DIRECTED BY CITY OFFICIALS HAVING JURISDICTION.
  6. EXISTING STRUCTURAL COLUMN TO REMAIN.
  7. PLY. HD. BACKER PANEL FOR CLIENT NETWORKING SERVER. 48X96X3/4 FRT PLYWOOD WITH A-C FINISH FOR PAINT.
  8. WHITE FRP-PANELS FROM FLOOR TO 48" A.F.F. ON TWO WALL SURFACES AROUND THE MOP SINK. ALL WHITE VINYL ACCESSORIES SECURED AND CAULKED WITH NON YELLOWING WHITE SILICONE. ALL BY G.C.
  9. AS AN ALTERNATE TO SPECIFIED REFRIGERATOR AND OR MICROWAVE BEING DISCONTINUED IN YOUR AREA PRICE AS ALTERNATIVE THE FOLLOWING SPECIFICATIONS:
    - FRIGIDAIRE # FFCT1218LS 12 MICROWAVE COUNTER TOP MODEL # WAT5100-150022XK21-3/8"X18"-12".
    - REFRIGERATOR WHIRLPOOL WRT319FDM... 19.2 CU. FT. TOP FREEZER REFRIGERATOR IN WHITE MODEL SIZE: 65 1/8" H X 24 3/4" W X 33 1/2" D (11&12) FINISHES TO MATCH WHITE IS PREFERABLE. COST OF THESE ARE BENCHMARK FOR BID.
  10. THE G.C. IS RESPONSIBLE TO PROVIDE AS INDICATED IN WALL BLOCKING/PLYWOOD, SURFACE MOUNTED WALL FURRING, SURFACE MOUNTED HEAVY DUTY SLOTTED STANDARDS, SHELVING, SHELVING BRACKETS CLIPS TO SCREW BRACKETS TO SHELVES, AND WORK SURFACES AND BACK SPLASHES AS INDICATED IN SECTIONS AND PER NOTES ADDRESSED. THE MILLWORK CONTRACTOR WILL PROVIDE WORK SURFACE LEDGE SUPPORTS.
  11. BRACKET MOUNTED FAN DIRECTED TOWARD BACK OF HOUSE ENTRY DOOR.
  12. AFTER DEMOLITION THE GENERAL CONTRACTOR TO LEVEL WITH IN 1/4" FLOOR AREA RECEIVING PIP SHELVING.
  13. WATER HEATER ABOVE MOP SINK. SEE SHEET A-5.2 FOR MORE INFORMATION.
  14. 2X6 FRAMING FOR HOT WATER HEATER PLATFORM. SEE SHEET A-5.2 FOR MORE INFORMATION.
  15. NEW TENANT ELECTRICAL RISER. REFER TO ELECTRICAL DRAWINGS FOR RISER ASSEMBLY AND CALCULATIONS.
  16. WATERPROOF MEMBRANE TO EXTEND UP TO 6" ON ALL ADJACENT WALLS.
  17. ABOVE 10'-0" A.F.F. UPTO DECK ABOVE GC TO PATCH/REPAIR ANY DAMAGED DRY WALL AND COVER SURFACES EXPOSED.

**EQUIPMENT SCHEDULE**


TAG	DESCRIPTION	SIZE	PROVIDED	INSTALLED
A	DREAM STEAMER - MODEL 2200-300	48" x 30.5" x 88"	G.C.	G.C.
B	SAFE	24H X 15W X 18D	CLIENT	G.C.
C	EXHAUST HOOD	SEE MECHANICAL DRAWINGS FOR INFO.	G.C.	G.C.
D	NETWORK SERVER	24" x 32.12" x 48" mt. with bottom at 84" gfl	CLIENT	CLIENT VENDOR
E	EMPLOYEE LOCKERS	2 ROWS WIDE - 6 ROWS HIGH PROVIDED BY M.F.C.	M.F.C.	M.F.C.
F	REFRIGERATOR	WHIRLPOOL BRWSNMG18 WHITE 64X24X31 D	G.C.	G.C.
G	MICROWAVE	EMERSON 13 CUFT (20" W X 17.50" X 12.5") STAINLESS STEEL FINISH	G.C.	G.C.
H	COUNTERTOP (MGR, REG, BREAK)	LENGTHS VARY, SEE PLAN. SEE DETAIL THIS SHEET FOR INFO.	G.C.	G.C.
I	ROLLING FIXTURE STORAGE RACK	PRE-ASSEMBLED, DELIVERED TO SITE	M.F.C.	M.F.C.
J	MOBILE SHELVING UNIT	-	M.F.C.	M.F.C.
K	SHELVE	SHELVING SIZES ARE TO BE VERIFIED IN THE FIELD	G.C.	G.C.
L	SERVICE SINK	REFER TO PLUMBING SHEETS FOR SPECIFICATION INFORMATION.	G.C.	G.C.
M	LADDERS	(2) 21" FRAME LADDERS: (1) 6'-0", (1) 8'-0" WITH SEAT BELT STYLE MOUNTING STRAP	G.C.	G.C.

KEN NISCH, AIA

2118 Inkster  
Suite 300  
Southfield, MI 48034 USA  
248 355 0890  
248 355 0895 Fax

Copyright © 2014  
KEN NISCH, AIA  
All rights reserved

Certification:  
KENNETH E. NISCH, AIA  
No. 5040  
EXPIRATION DATE: 06/30/2018



Consultants:  
RETAIL DESIGN CONSULTANT

JGA inc.  
28355 Northwestern Hwy  
Suite 300  
Southfield, MI 48034 USA  
248 355 0890  
248 355 0895 Fax  
www.jga.com

JGA Prj #: 1-218-082

Project Location:  
Soft Surroundings  
BALTIMORE VILLAGE, SPACE #160  
10 BROOK STREET  
ASHVILLE, TN 28803

DRAWINGS ISSUED FOR:  
 programming  
 schematic des.  
 design dev.  
 bidding  
 permit/L review 04-06-18  
 construction

REVISIONS:

Prj. no. 8-218-030  
Drawn IN, GV  
Checked KR, GV  
Approved KN

Do not scale this print. Use figured dimensions only.

Drawing title:  
ENLARGED BACK OF HOUSE PLAN & ELEV. S.

Sheet no.  
A-1.7

Order Plans

WWW.LDLINE.COM