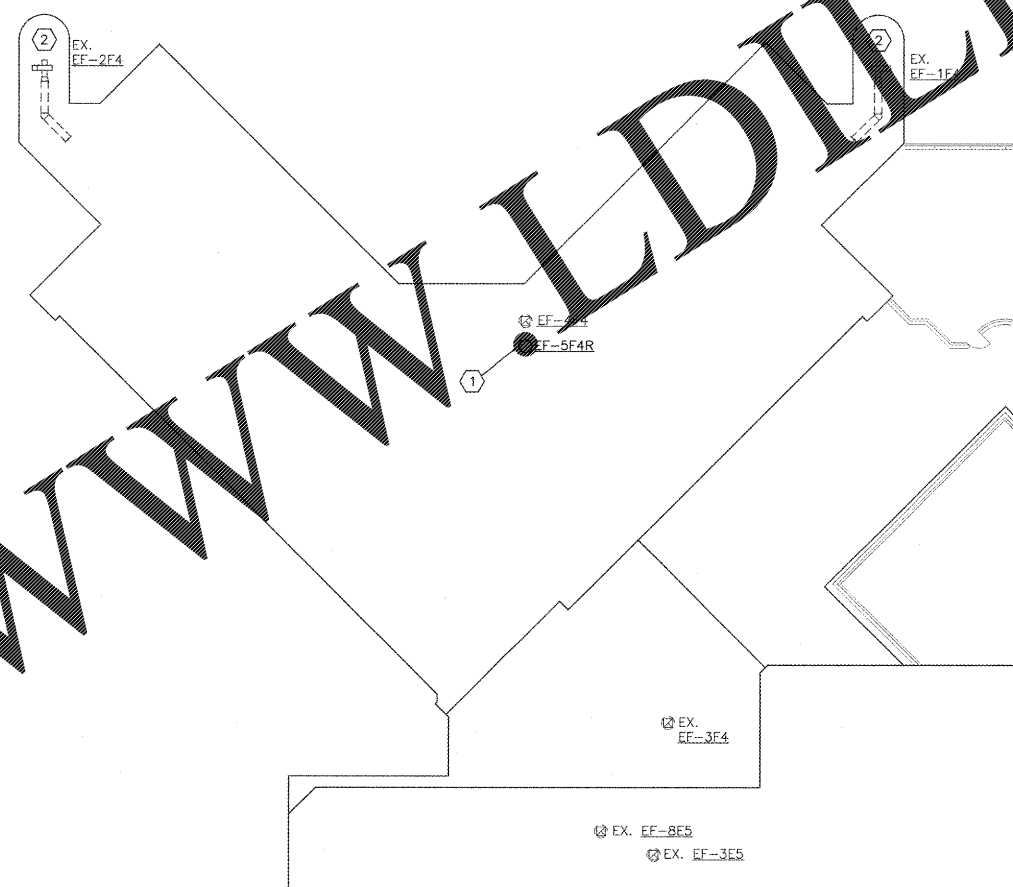


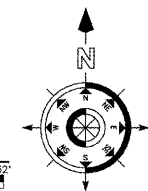
- SHEET KEYNOTES (#)**
- REPLACE EXISTING FAN WITH NEW FAN. PROVIDE TRANSITION FROM EXISTING 24x12 EXHAUST DUCT TO NEW FAN INLET. SEE SCHEDULE ON M601. PROVIDE ADAPTER CURB CAP. COORDINATE ROOF WORK WITH TREMCO, INC.
  - RE-BALANCE EXISTING FAN. SEE SHEET M503 FOR EXHAUST RISER DIAGRAM. PROVIDE REPLACEMENT BELTS, SHEAVES, PULLEYS, ETC. AS REQUIRED TO ACHIEVE NEW DESIGN AIRFLOW REQUIREMENTS.

www.LDITline.com

three inches = one foot  
 one and one half inches = one foot  
 one inch = one foot  
 three quarters inch = one foot  
 one half inch = one foot  
 three eighths inch = one foot  
 one quarter inch = one foot  
 one eighth inch = one foot  
 one sixteenth inch = one foot



**(E5) WING 'F' MECHANICAL ROOF OVERALL PLAN**  
 SCALE: 1/16" = 1'-0"




**COORDINATION DRAWINGS**  
 SEE COVER SHEET FOR COORDINATION NOTES.

**KEY PLAN**

REVISION NO.	REVISION DESCRIPTION

**Department of Veterans Affairs**  
 Charlie Norwood  
 VA Medical Center  
 1 Freedom Way  
 Augusta, Ga. 30904



Architect/Engineer Address

**Harrell Saltrick & Hopper**  
 Design & Management Solutions for the Built Environment  
 2016 TOWER POINT DRIVE  
 CHARLOTTE, NC 28277  
 WWW.HSHPC.COM  
 P 704.814.1320  
 F 704.321.0833  
 COPYRIGHT © 2012 HARRELL, SALTRICK & HOPPER, PC  
 HSH PROJECT # 12095

Recommended Approvals:

1. MEDICAL CENTER DIRECTOR	6. OPERATIONS SERVICE LINE MANAGER
2. ASSISTANT DIRECTOR	7. INFECTION CONTROL MANAGER
3. CHIEF OF STAFF	8. SAFETY MANAGER
4. ASSOC. DIRECTOR	9. GENERAL ENGINEER
5. SERVICE LINE MGRS.	10. COR

Drawing Title  
**WING 'F' MECHANICAL ROOF OVERALL PLAN**

100%  
 CONSTRUCTION DOCUMENTS

FULLY SPRINKLERED

Project Title  
**RENOVATE MENTAL HEALTH UNITS**

Drawn	Building Number	AutoCAD File Name
Checked	Reviewed	Const. Contract No.

Date  
 February 10, 2017

Project Number  
 509-12-104

Drawing No.  
**M403**

