

SHEET KEYNOTES

1. REMOVE EXISTING WALL HUNG WATER CLOSET INCLUDING WALL CARRIER, CONCEALED FLUSH VALVE, AND ALL ASSOCIATED WASTE, VENT, AND DOMESTIC WATER PIPE. CAP WASTE PIPE AT EXISTING WASTE STACK BELOW FLOOR AND CAP VENT PIPE AT VENT STACK ABOVE CEILING. CAP WATER PIPE AS SHOWN.
2. REMOVE EXISTING WALL HUNG LAVATORY AND ALL ASSOCIATED WASTE AND VENT PIPE AND ALL DOMESTIC HOT AND COLD WATER PIPE. CAP WASTE AND VENT PIPE AND VENT STACKS SERVING FIXTURES. CAP DOMESTIC HOT AND COLD WATER PIPE AS SHOWN.
3. REMOVE EXISTING SHOWER ASSEMBLY AND ASSOCIATED WATER PIPE. REMOVE EXISTING TOWER DRUM AND ASSOCIATED WASTE.
4. REMOVE FLOOR MOUNTED TOILET SINK INCLUDING ALL ASSOCIATED WASTE AND VENT PIPE AND DOMESTIC WATER PIPE.
5. REMOVE EXISTING CLINICAL SERVICE SINK AND ALL ASSOCIATED WASTE AND VENT PIPE AND WATER PIPE.
6. REMOVE EXISTING WALL HUNG WATER COOLER AND ALL ASSOCIATED WASTE AND VENT PIPE AND DOMESTIC WATER PIPE.
- RELOCATE EXISTING 6" VERTICAL RAIN LEADER. SEE NEW WORK PLAN FOR NEW LOCATION.
8. REMOVE EXISTING STAINLESS STEEL SINK AND ALL ASSOCIATED PIPING.
9. EXISTING 2" WASTE STACK AND 2" VENT TO BE RELOCATED. SEE NEW WORK PLAN FOR NEW LOCATION.
10. REMOVE EXISTING WASTE AND VENT PIPE SERVING FIXTURES AS SHOWN. CAP WASTE AND VENT AT STACKS.
11. EXISTING 3/4" HOT WATER RETURN LINE TO BE RELOCATED. SEE NEW WORK PLAN FOR NEW LOCATION.
12. REMOVE EXISTING WASHER BOX AND ALL ASSOCIATED WASTE AND VENT PIPE AND ALL DOMESTIC WATER PIPE. CAP AS SHOWN.
13. EXISTING 4" WASTE STACK AND 4" VENT STACK TO BE REMOVED AND RELOCATED. SEE NEW WORK PLAN FOR NEW LOCATION.
14. EXISTING 4" WASTE STACK AND 3" VENT STACK TO BE REMOVED AND RELOCATED. SEE NEW WORK PLAN FOR NEW LOCATION.
15. EXISTING 3" WASTE STACK AND 4" VENT STACK TO BE REMOVED AND RELOCATED. SEE NEW WORK PLAN FOR NEW LOCATION.
16. REMOVE EXISTING MEDICAL GAS ZONE VALVE BOX.
17. REMOVE ALL EXISTING MEDICAL GAS PIPE AS SHOWN INCLUDING ALL ASSOCIATED INLETS/OUTLETS AND SLIDES. CAP AS SHOWN.
18. REMOVE EXISTING MEDICAL GAS ALARM PANEL COMPLETE. INCLUDING ALL ASSOCIATED WIRING AND SWITCHES.
19. REMOVE EXISTING 2" DOMESTIC COLD WATER PIPE AS SHOWN. SEE NEW WORK PLAN FOR NEW PIPE.
20. REMOVE EXISTING 1/2" COLD WATER PIPE. SEE NEW WORK PLAN FOR NEW PIPE.
21. REMOVE EXISTING 2 1/2" COLD WATER PIPE AS SHOWN. SEE NEW WORK PLAN FOR NEW PIPE.
22. REMOVE EXISTING 3/4" HOT WATER PIPE AS SHOWN. SEE NEW WORK PLAN FOR NEW PIPE.
23. REMOVE EXISTING 1" DOMESTIC HOT WATER PIPE AS SHOWN. SEE NEW WORK PLAN FOR NEW PIPE.
24. REMOVE EXISTING 1/4" HOT WATER PIPE.
25. REMOVE ALL EXISTING DOMESTIC HOT AND COLD WATER PIPE BACK TO THIS POINT. SEE SHEET PL102 FOR NEW PIPE ROUTING.
26. REMOVE EXISTING WALL HUNG LAVATORY COMPLETE. CAP ALL UTILITY CONNECTIONS WITHIN WALL AND ABOVE CEILING AS REQUIRED.

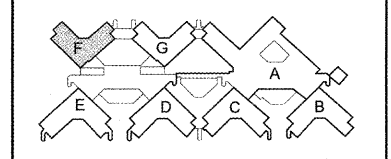
COORDINATION DRAWINGS

SEE COVER SHEET FOR COORDINATION NOTES.

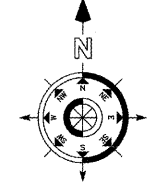
SYMBOLS LEGEND

- EXISTING WALL, DOOR, WINDOW, MILLWORK, FIXTURE OR OTHER FEATURE OR ASSEMBLY TO BE REMOVED.
- EXISTING WALL, DOOR, WINDOW, MILLWORK, FIXTURE OR OTHER FEATURE OR ASSEMBLY TO REMAIN.
- NO PIPING OR DUCTWORK SHALL BE ROUTED THROUGH ELECTRICAL AND/OR DATA ROOMS.
- EXISTING CONCRETE COLUMN

KEY PLAN




F1 "F" WING SECOND FLOOR OVERALL PLUMBING DEMOLITION PLAN
SCALE: 1/8" = 1'-0"



REVISION	DESCRIPTION	DATE

Department of Veterans Affairs
Charlie Norwood
VA Medical Center
1 Freedom Way
Augusta, Ga. 30904



Architect/Engineer Address
Harrell Saltrick & Hopper
 Design & Management Solutions for the Built Environment
 2016 TOWER POINT DRIVE
 CHARLOTTE, NC 28227
 WWW.HSHPC.COM
 P 704.814.1320
 F 704.351.6833
 COPYRIGHT © 2012 HARRELL SALTRICK & HOPPER, PC
 NEW PROJECT # 12015

Recommended Approvals:	
1. MEDICAL CENTER DIRECTOR	6. OPERATIONS SERVICE LINE MANAGER
2. ASSISTANT DIRECTOR	7. INFECTION CONTROL MANAGER
3. CHIEF OF STAFF	8. SAFETY MANAGER
4. ASSOC. DIRECTOR	9. GENERAL ENGINEER
5. SERVICE LINE MGRS.	10. COR

Drawing Title "F" WING OVERALL PLUMBING DEMOLITION PLAN
100% CONSTRUCTION DOCUMENTS
FULLY SPRINKLERED

Project Title RENOVATE MENTAL HEALTH UNITS	Date February 10, 2017
Drawn LDR	Project Number 509-12-104
Checked	AutoCAD File Name
Reviewed	Const. Contract No.

DRAWING No. PD101

