

**GENERAL SHEET NOTES**

- A. SEE SHEET AE601 FOR WINDOW TYPES.
- B. SEE SHEET C8/AE201 FOR EXTERIOR WINDOW TYPES.
- C. DIMENSIONS SHOWN ARE FROM FINISHED FACE OF WALL AND WALL DEPTHS ARE NOMINAL. SEE SHEET G105 FOR SPECIFIC WALL TYPES USED AND ACTUAL WALL DEPTHS.

**SHEET KEYNOTES**

- 1. FLOOR DRAIN FOR ICE MACHINE; SEE PLUMBING FOR FINAL LOCATION.
- 2. PREPARE EXISTING INTERIOR FINISH WALL TO RECEIVE NEW LAMINATED DRYWALL OR CEMENT BOARD.

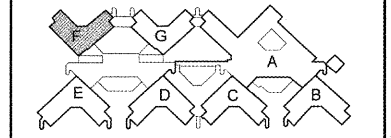
**COORDINATION DRAWINGS**

SEE COVER SHEET FOR COORDINATION NOTES.  
 C=EXISTING CLEAR GLAZING  
 S=EXISTING SPANDREL GLAZING  
 SEE 08.00.00 SPEC FOR REPLACEMENT GLAZING SYSTEM

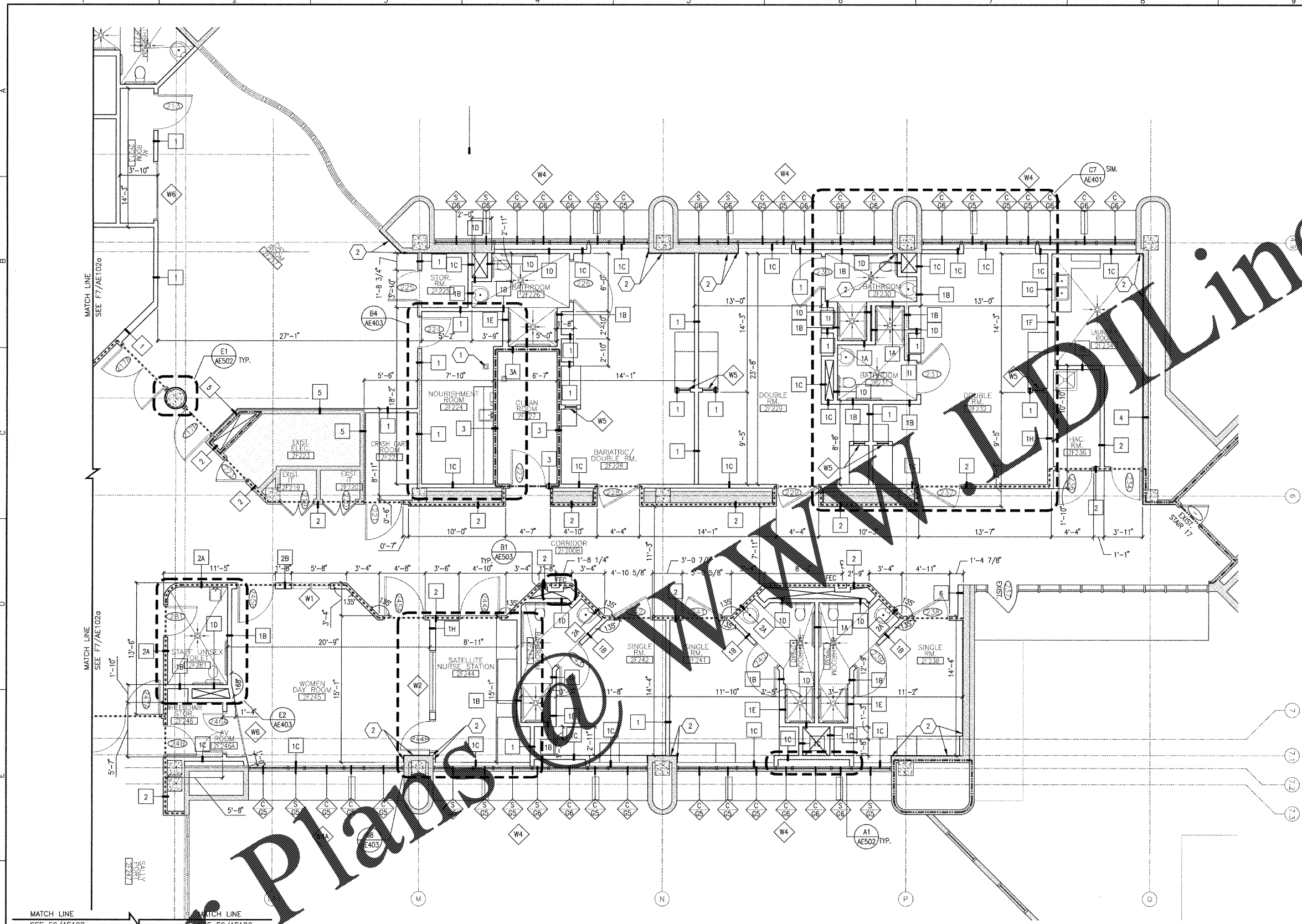
**SYMBOLS LEGEND**

- EXISTING WALL, DOOR, WINDOW, MILLWORK, FIXTURE OR OTHER FIXTURE OR ASSEMBLY TO BE REMOVED.
- EXISTING WALL, DOOR, WINDOW, MILLWORK, FIXTURE OR OTHER FIXTURE OR ASSEMBLY TO REMAIN.
- NEW WALL
- SMOKE TIGHT WALL
- 2-HOUR FIRE/ SMOKE RATED WALL
- 1 HOUR FIRE RATED WALL
- 1 HOUR SMOKE BARRIER WALL
- PROJECT LIMITS OF WORK
- NO PIPING OR DUCTWORK SHALL BE ROUTED THROUGH ELECTRICAL AND/OR DATA ROOMS.
- EXISTING CONCRETE COLUMN

**KEY PLAN**




"F" WING SECOND FLOOR PARTIAL ARCHITECTURAL DIMENSION FLOOR PLAN  
 SCALE: 1/4" = 1'-0"



REVISION	DESCRIPTION	DATE

**Department of Veterans Affairs**  
 Charlie Norwood  
 VA Medical Center  
 1 Freedom Way  
 Augusta, Ga. 30904



Architect/Engineer Address  
**Harrell, Saltrick & Hopper**  
 Design & Management Solutions for the Built Environment  
 2016 TOWER POINT DRIVE  
 CHARLOTTE, NC 28227  
 WWW.HSHFPC.COM  
 P 704.814.1330  
 F 704.321.0833  
 COPYRIGHT © 2012 HARRELL, SALTRICK & HOPPER, PC  
 NEW PROJECT # 12015

Recommended Approvals:	
1. MEDICAL CENTER DIRECTOR	6. OPERATIONS SERVICE LINE MANAGER
2. ASSISTANT DIRECTOR	7. INFECTION CONTROL MANAGER
3. CHIEF OF STAFF	8. SAFETY MANAGER
4. ASSOC. DIRECTOR	9. GENERAL ENGINEER
5. SERVICE LINE MGRS.	10. COR

Drawing Title "F" WING PARTIAL ARCHITECTURAL DIMENSION FLOOR PLAN
100% CONSTRUCTION DOCUMENTS
FULLY SPRINKLERED

Project Title RENOVATE MENTAL HEALTH UNITS	Drawn BWS III	Building Number	AutoCAD File Name
Date February 10, 2017	Checked	Reviewed	Const. Contract No.

Date February 10, 2017	Project Number 509-12-104
DRAWING No. AE102b	

