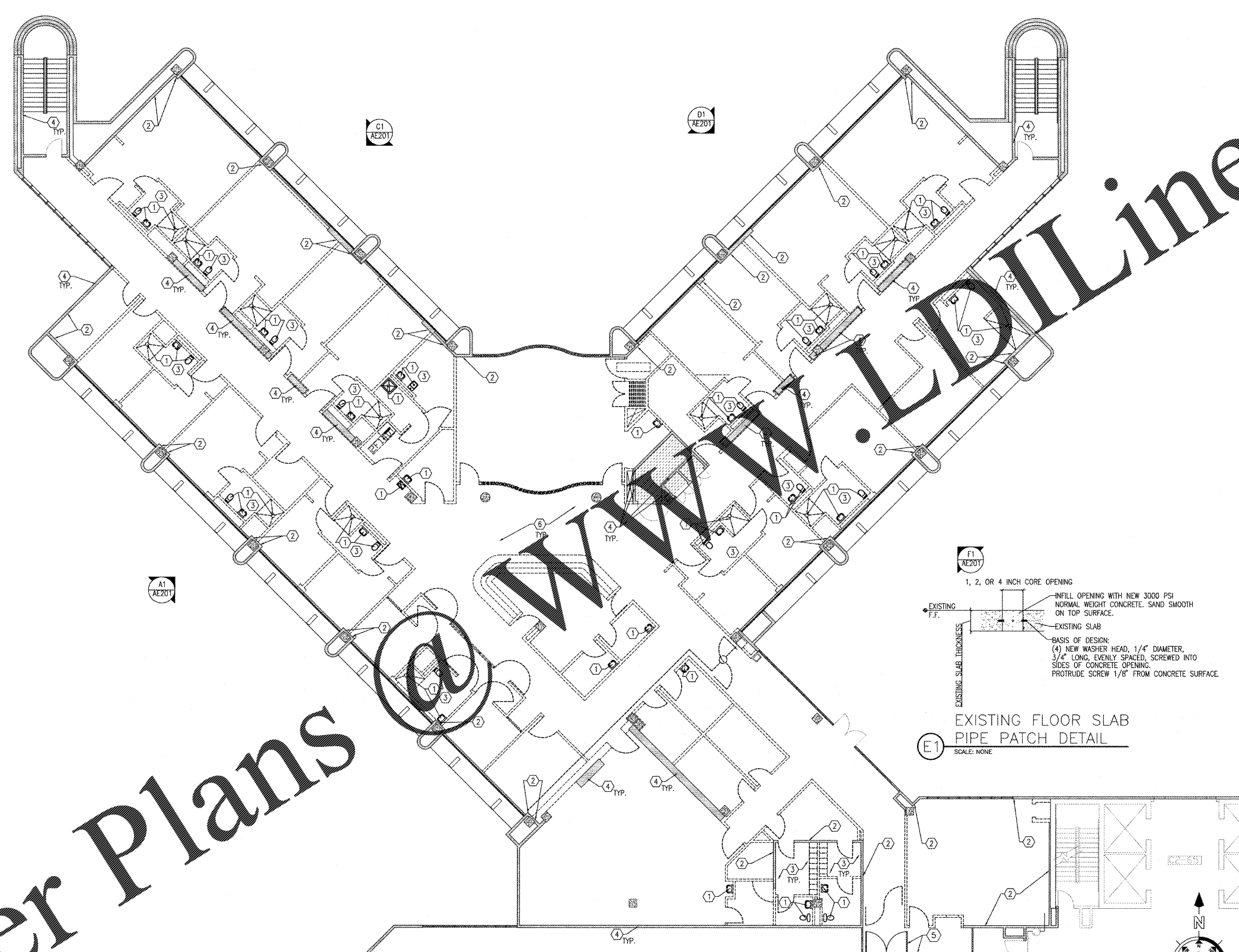


three inches = one foot
 one and one half inches = one foot
 one inch = one foot
 three quarters inch = one foot
 one half inch = one foot
 one quarter inch = one foot
 three eighths inch = one foot
 one eighth inch = one foot
 one eighth inch = one foot

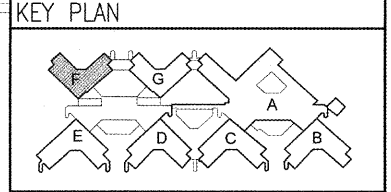


- ### GENERAL SHEET NOTES
- DEMOLITION DRAWINGS ARE DIAGRAMMATIC AND DO NOT INTEND TO SHOW THE FULL EXTENT OF ALL AREAS EFFECTED BY UTILITY DEMOLITION AND RECONSTRUCTION. DEMOLITION SHALL INCLUDE ALL ITEMS INDICATED ON THE DEMOLITION PLANS AND ALL OTHER ITEMS REQUIRED TO BE DEMOLISHED TO ACCOMPLISH NEW CONSTRUCTION.
 - THE GENERAL CONTRACTOR SHALL BE RESPONSIBLE FOR CUTTING, PATCHING, AND REPAIR OF ALL EXISTING CONSTRUCTION AND FINISHES REQUIRED FOR DEMOLITION AND RECONSTRUCTION OF UTILITIES.
 - SEE PLUMBING, MECHANICAL, AND ELECTRICAL DRAWINGS FOR ADDITIONAL DEMOLITION, RECONSTRUCTION AND PROTECTION INFORMATION.
 - VERIFY ALL DIMENSIONS AND CONDITIONS AT JOB SITE. PORTION OF EXISTING WALLS, CEILING, ETC. MAY HAVE BEEN REMOVED BY HOST.
 - UTILITY SHUTDOWN SHALL BE SCHEDULED WITH AND APPROVED BY COR WITH 2 WEEKS MINIMUM WRITTEN NOTICE.
 - CONTRACTOR SHALL COORDINATE WITH COR THE SCHEDULING OF NOISY OR OTHERWISE INTERRUPTIVE OPERATIONS TO MINIMIZE IMPACT ON THE MENTAL HEALTH UNITS FUNCTIONS. WHERE WALLS ARE REMOVED FROM ADJACENT FIRE-RATED COLUMN ENCLOSURE, PATCH BACK THE COLUMN ENCLOSURE TO MAINTAIN THE INTEGRITY AND FIRE RATING OF THE ENCLOSURE.
 - REPAIR AND REPLACE AND/OR PATCH ADJACENT FINISHES TO PROVIDE A SMOOTH AND CONTINUOUS FINISH.
 - ALL DEMOLISHED MATERIALS BECOME THE PROPERTY OF THE CONTRACTOR AND MUST BE PROPERLY DISPOSED OF OFF-SITE.
 - DEMOLITION SHALL BE PHASED AND AFTER NORMAL BUSINESS HOURS TO ALLOW OWNER OCCUPANCY OF FLOORS ABOVE AND BELOW PROJECT AREA.
 - PROVIDE A SECURED CONSTRUCTION AREA FOR DURATION OF PROJECT.
 - DEMOLISH ALL WALLS, DOORS, WINDOWS, MILLWORK, PLUMBING FIXTURES, ETC. AS INDICATED BY DASHED LINES.
 - CONTRACTOR TO COORDINATE DEMOLITION WITH FIRE PROTECTION/PLUMBING/MECHANICAL/ELECTRICAL CONTRACTORS AND PATCH WALLS, FLOORS AND CEILINGS AS NECESSARY.
 - ALL EXISTING INTERIOR WALLS THAT REMAIN TO RECEIVE NEW LAMINATED ABUSIVE RESISTANT 5/8" LAYER OF DRYWALL.

- ### SHEET KEYNOTES
- INFILL HOLES IN EXISTING SLAB, PER E1/AD101.
 - PREPARE EXISTING INTERIOR FINISH WALL TO RECEIVE NEW LAMINATED DRYWALL OR CEMENT BOARD.
 - DEMOLISH ALL TILE INCLUDING WALL AND FLOOR.
 - WALLS TO REMAIN, INCLUDING EXTERIOR WALLS, STARWELL WALLS, AND MAIN CORRIDOR WALLS. REMOVE FINISHES AS SHOWN ON DRAWING.
 - PAINTED 1-HR TEMPORARY WALL AND DOOR DURING CONSTRUCTION (SEE SHEET G100 FOR ADDITIONAL INFORMATION) INSTALL (PAIR) 4'-0" X 7'-0" DOORS, LOCKABLE. DOORS SHALL HAVE SEALS AND SWEEPS TO PREVENT DUST MIGRATION.
 - "F" WING TO BE RENOVATED FIRST.

SYMBOLS LEGEND


(Dashed line)	EXISTING WALL, DOOR, WINDOW, MILLWORK, FIXTURE OR OTHER FIXTURE OR ASSEMBLY TO BE REMOVED.
(Solid line)	EXISTING WALL, DOOR, WINDOW, MILLWORK, FIXTURE OR OTHER FIXTURE OR ASSEMBLY TO REMAIN.
(Thin solid line)	NEW WALL
(Dotted line)	SMOKE TIGHT WALL
(Thick dashed line)	2-HOUR FIRE/ SMOKE RATED WALL
(Thin dashed line)	1 HOUR FIRE RATED WALL
(Dotted-dashed line)	1 HOUR SMOKE BARRIER WALL
(Dash-dot line)	PROJECT LIMITS OF WORK
(Thin solid line with dots)	NO PIPING OR DUCTWORK SHALL BE ROUTED THROUGH ELECTRICAL AND/OR DATA ROOMS.
(Circle with cross)	EXISTING CONCRETE COLUMN



"F" WING SECOND FLOOR
ARCHITECTURAL DEMOLITION FLOOR PLAN
 (F6) SCALE: 1/8" = 1'-0"

REVISION	DESCRIPTION	DATE

Department of Veterans Affairs
 Charlie Norwood
 VA Medical Center
 1 Freedom Way
 Augusta, Ga. 30904



Architect/Engineer Address
Harrell, Saltrick & Hopper
 Design & Management Solutions for the Built Environment
 8018 TOWER POINT DRIVE CHARLOTTE, NC 28227
 WWW.HSH-PC.COM P 704.914.1330 F 704.321.0833
 COPYRIGHT © 2012 HARRELL, SALTRICK & HOPPER, PC
 HSH PROJECT # 12035

Recommended Approvals:	
1. MEDICAL CENTER DIRECTOR	6. OPERATIONS SERVICE LINE MANAGER
2. ASSISTANT DIRECTOR	7. INFECTION CONTROL MANAGER
3. CHIEF OF STAFF	8. SAFETY MANAGER
4. ASSOC. DIRECTOR	9. GENERAL ENGINEER
5. SERVICE LINE MGRS.	10. COR

Drawing Title
"F" WING ARCHITECTURAL DEMOLITION FLOOR PLAN
 100%
 CONSTRUCTION DOCUMENTS
 FULLY SPRINKLERED

Project Title
RENOVATE MENTAL HEALTH UNITS
 Drawn BWS III
 Building Number
 AutoCAD File Name
 Checked
 Reviewed
 Const. Contract No.

Date
 February 10, 2017
 Project Number
 509-12-104
 DRAWING No.
AD101

