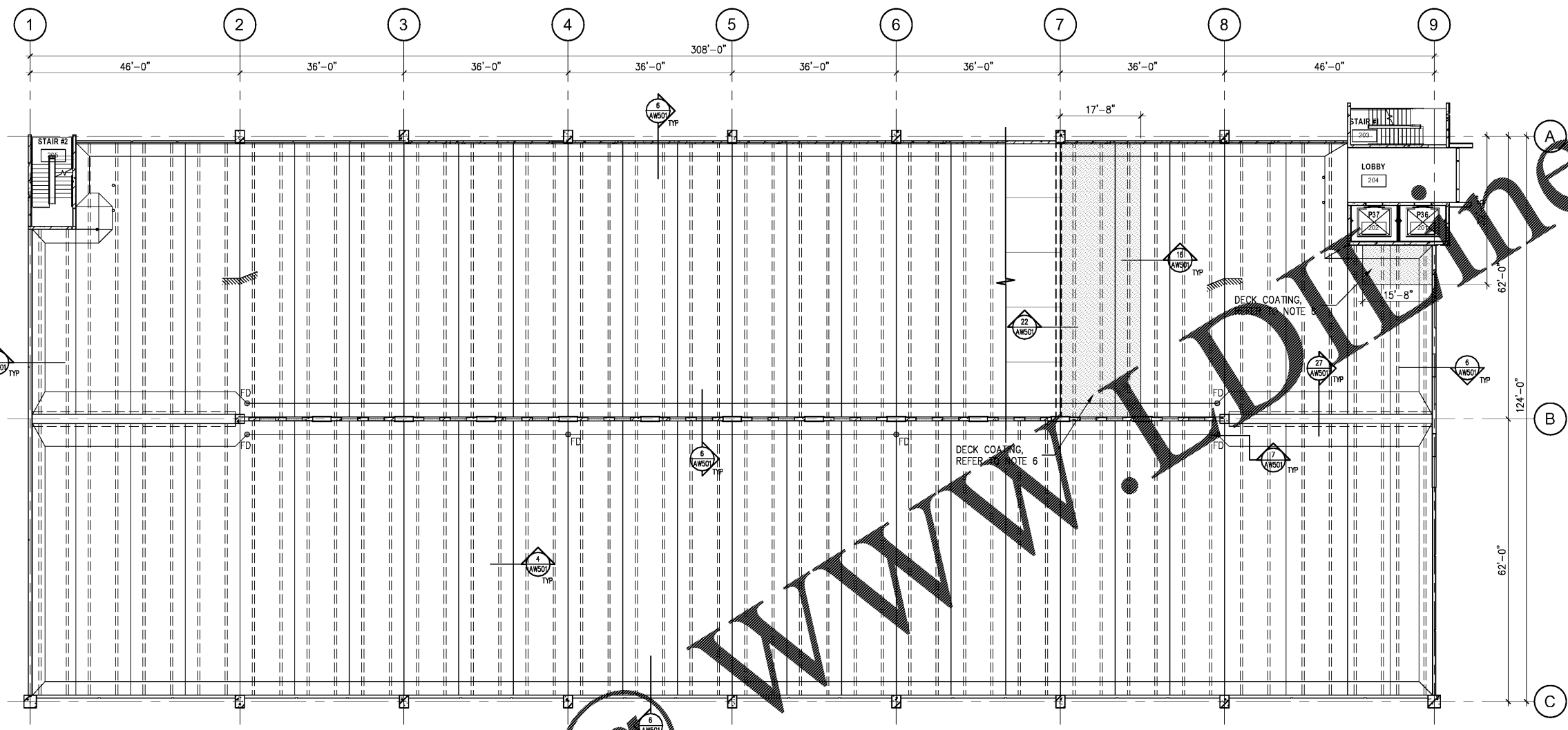


SHEET NOTES:

- INDICATES PLAN MATCH LINE.
- ALL JOINTS BETWEEN STRUCTURAL (AND ARCHITECTURAL) MEMBERS SHALL BE PREPARED AND FILLED WITH JOINT SEALANT UNLESS NOTED OTHERWISE. ALL JOINTS, INCLUDING TOP AND BOTTOM OF VERTICAL SURFACES AND BOTH FACES OF VERTICAL SURFACES SHALL BE PREPARED OR TOOLS REQUIRED. JOINT SEALANT SHALL BE APPLIED ONLY TO TOP OF HORIZONTAL SURFACES. BOTH FACES OF VERTICAL SURFACES UNLESS NOTED OTHERWISE ON THE DRAWING.
- JOINTS TO BE PREPARED AND SEALED INCLUDE, BUT ARE NOT LIMITED TO: CONSTRUCTION JOINTS, CONTROL JOINTS, EXPANSION JOINTS AND ALL INTERFACES BETWEEN WEAR AND SIMILAR MEMBERS. SPECIFIC LOCATIONS ARE SHOWN ON THE DRAWINGS, BUT ADDITIONAL JOINTS MAY OCCUR DUE TO THE CONSTRUCTION SEQUENCE SELECTED BY CONTRACTOR.
- INDICATES FLOOR DRAIN. REFER TO PLUMBING DRAWINGS FOR ADDITIONAL INFORMATION.
- REPAIR ALL CRACKS IN SUPPORTED CONCRETE FLOOR SLAB AND CURBS BY ROUTING AND SEALING, OR EPOXY INJECTION, SUBJECT TO THE APPROVAL OF THE ENGINEER. REFER TO 2 & 3/AWS01 FOR PROFILE OF ROUTED CRACK.
- INDICATES HEAVY DUTY TRAFFIC BEARING MEMBRANE (DECK COATING). REFER TO DETAIL 16/AWS01 AND SPECIFICATION SECTION 07 16 APPLY TO SUPPORTED SLAB SURFACES AS INDICATED ON THE PLANS AND EXTEND 4" UP VERTICAL SURFACES, INCLUDING WALLS, PANELS, COLUMNS, CURBS, PIPES, ETC.
- CONCRETE SEALER SHALL BE APPLIED TO ALL SLAB SURFACES AND EXTENDED UP VERTICAL SURFACES 24 INCHES. REFER TO SPECIFICATION SECTION 07 19 16.
- FLOOD TEST:

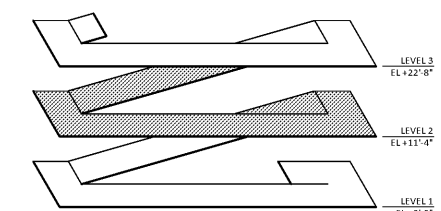
THE CONTRACTOR SHALL ARRANGE FOR AND WET ALL SLABS WITH WATER FOR THE PURPOSE OF DETECTING ANY DEFECTS IN THE CONCRETE WHICH WOULD RESULT IN LEAKS AND/OR INADEQUATE DRAINAGE. SLAB SURFACES SHALL BE WETTED UNTIL WATER FLOWS FREELY TO DRAINS. NO FINISHED SPACES SHALL BE INSULATED OR CEILING INSTALLED UNTIL DRAINAGE TEST HAS BEEN COMPLETED ON THE SLAB ABOVE AND REVIEWED BY THE ENGINEER FOR ACCEPTANCE.

 - LOW SPOTS, PUDDLES, OR BIRD BATHS ARE DEFINED AS 4 SQ. FT. OF STANDING WATER WITH A VISIBLE SHEEN ISOLATED BY DRYING CONCRETE AND AS ANY SMALLER LOW SPOTS THAT DO NOT DRY WITHIN 6 HOURS. THE LOW SPOTS, PUDDLES, OR BIRD BATHS SHALL BE ELIMINATED BY SMOOTHING OUT BROOM LINES, GRINDING, A DRAINAGE PATH (MAXIMUM 1" DEPTH), OR BY PATCHING WITH AN APPROVED POLYMER REPAIR MATERIAL.
 - THE SLABS SHALL BE REVIEWED FOR CRACKS. CRACKS ARE LOCATED WHEN WATER FROM THE FLOOD TEST IS OBSERVED ON THE UNDERSIDE OF THE SLAB. CRACKS MAY ALSO BE OBSERVED ON THE TOP SURFACE OF THE SLAB WHEN THE CONCRETE SLABS ARE DRYING AND THE CRACKS ARE HIGHLIGHTED WITH MOISTURE. THE CRACKS SHALL BE REPAIRED BY ROUTING AND SEALING OR EPOXY INJECTION SUBJECT TO THE APPROVAL OF THE ENGINEER.
 - POTENTIAL LEAKS ARE LOCATED BY NOTING IF WATER FROM FLOOD TEST IS OBSERVED AT UNDERSIDE OF SLABS OR RUNNING DOWN FACES OF WALLS. LEAKING ATTRIBUTED TO DETECTIVE TRAFFIC BEARING MEMBRANE, JOINT SEALANTS, OR EXPANSION JOINT SEALANT SYSTEMS SHALL BE CORRECTED BY REPAIRING THE WATERPROOFING SYSTEM IN ACCORDANCE WITH MANUFACTURER REQUIREMENTS.
- STRUCTURAL AND ARCHITECTURAL COMPONENTS ARE FOR REFERENCE ONLY. REFER TO STRUCTURAL AND ARCHITECTURAL DISCIPLINE DRAWINGS.



1 LEVEL 2 PLAN - WATERPROOFING
3/32" = 1'-0"

NOTE: BASE OPTION SHOWN - REFER TO AP PLAN DRAWINGS FOR EXTENT OF ADD/DUPLICATE ALTERNATES




ISOMETRIC
NO SCALE



Order Plans @

Revisions	Date

VA U.S. Department of Veterans Affairs
MEMPHIS VAMC
1030 JEFFERSON AVE MEMPHIS, TN 38104



ARCHITECT/ENGINEERS:
PROJECT LEAD Architect, Structural Engineer, Civil Engineer
GUIDON DESIGN
505 N. CAPITOL AVE. SUITE 100 INDIANAPOLIS, IN 46204
317.860.6388 WWW.GUIDONDESIGN.COM
SUSTAINABLE ARCHITECTURE + ENGINEERING

MEP Engineer APOGEE CONSULTING GROUP
1151 Kildaire Farm Rd. Suite 120 Cary, NC 27511
Tel: 919-858-7420

Functional Design CARL WALKER INC.
3211 Internet Blvd., Suite 220 Frisco, TX 75034
Tel: 469-777-5143

BID SET			
Drawing Title LEVEL 2 PLAN - WATERPROOFING	Project Title CONSTRUCT PARKING GARAGE ON WEST LOT	A/E Project Number 15.1067	OFFICE OF FACILITIES MANAGEMENT
Approved for Design Concept FACILITY MANAGEMENT DIVISION MANAGER	Location MEMPHIS, TN	Building Number	VA Project Number 614-319
Date 11/14/2016	Checked By GAW	Drawn By DEB	Drawing Number AW102