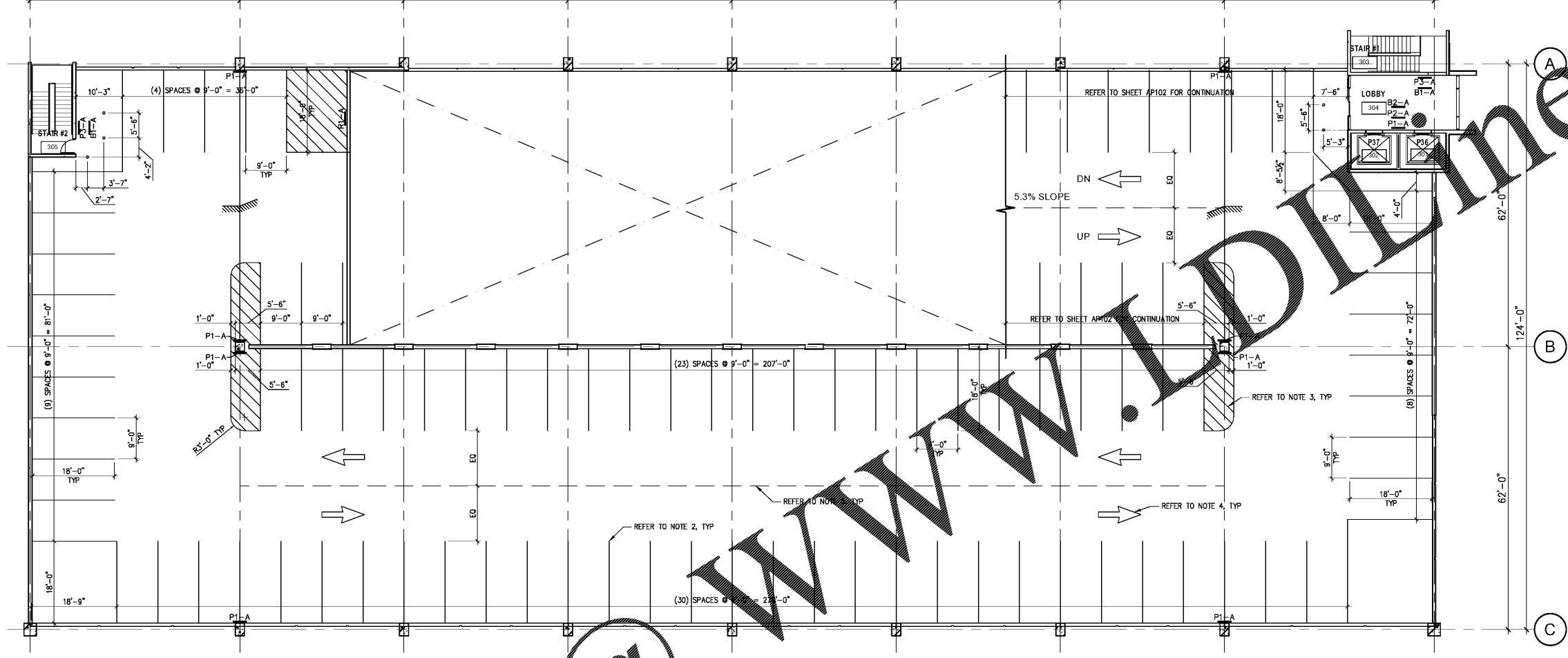


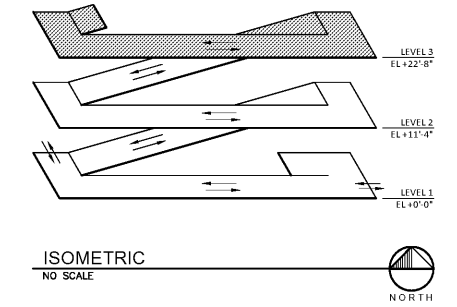
1 2 3 4 5 6 7 8 9  
 46'-0" 36'-0" 36'-0" 36'-0" 308'-0" 36'-0" 36'-0" 36'-0" 46'-0"



1 LEVEL 3 PLAN - ARCHITECTURAL PARKING  
 3/32" = 1'-0"

SHEET NOTES:

1. INCLUDE AN M.W. LINE.
2. PARKING SPACE STRIPING TO BE PAINTED YELLOW. REFER TO DWG. AP501 FOR ADD'L INFORMATION.
3. CROSS HATCH STRIPING TO BE PAINTED YELLOW STRIPING AT 24" O.C. LOCATED AT LOCATIONS AS SHOWN ON THE PLANS. REFER TO DWG. AP501 FOR ADD'L INFORMATION.
4. SIGNAGE TO BE PAINTED YELLOW AT LOCATIONS AS SHOWN ON THE PLANS. REFER TO DWG. AP501 FOR ADD'L INFORMATION.
5. PAINTED GRAPHICS TO BE PLACED AT LOCATIONS AS SHOWN ON THE PLANS. REFER TO DWG. AP501 FOR ADD'L INFORMATION.
6. XXXX (XXX) REPRESENTS SIGN MARK. REFER TO SHEET AP501 - SIGN SCHEDULE. THE SECOND CHARACTER (-X) IS THE SIGN MOUNTING DETAIL. REFER TO SHEET AP501 - SIGN MOUNTING SCHEDULE. ALL SIGNAGE AND GRAPHICS TO BE PLACED AS SHOWN ON PLANS AND PER DETAIL 4/AP501. REFER TO SHEET AP501 FOR ADDITIONAL SIGN INFORMATION.
7. ALL SIGNS LOCATED AT ENTRY/EXIT SHOULD BE CENTERED IN LANES, TYPICAL.
8. PARKING SPACE STRIPING DIMENSIONS INDICATED ARE NOMINAL DIMENSIONS. TOLERANCES ARE AS FOLLOWS:  
 A. PARKING SPACE LENGTH = INDICATED LENGTH ± 2".  
 B. PARKING SPACE WIDTH = INDICATED WIDTH ± 1".  
 C. BASE LINE LENGTH = INDICATED LENGTH ± 1".  
 D. STRIPE WIDTH = 4" ± 1/4".  
 E. TOTAL OVERALL STRING BASELINE DIMENSIONS = INDICATED LENGTH ± 2" PER RUN.
9. PARKING SPACE DIMENSIONS INDICATED ARE FROM THE FACE OF A WALL OR COLLUM, UNLESS OTHERWISE INDICATED OR NOTED.
10. STRUCTURAL AND ARCHITECTURAL COMPONENTS ARE FOR REFERENCE ONLY. REFER TO STRUCTURAL AND ARCHITECTURAL DISCIPLINE DRAWINGS.




ISOMETRIC  
 NO SCALE

Order Plans @

Revisions:	Date

**VA** U.S. Department of Veterans Affairs  
 MEMPHIS VAMC  
 1030 JEFFERSON AVE MEMPHIS, TN 38104



ARCHITECT/ENGINEERS:  
**PROJECT LEAD**  
 Architect, Structural Engineer, Civil Engineer  
**GUIDON DESIGN**  
 905 N. CAPITOL AVE. SUITE 100 INDIANAPOLIS, IN 46204  
 317.860.6388 WWW.GUIDONDESIGN.COM  
 SUSTAINABLE ARCHITECTURE + ENGINEERING

MEP Engineer  
 APOGEE CONSULTING GROUP  
 1151 Kildaire Farm Rd. Suite 120 Cary, NC 27511  
 Tele: 919-858-7420

Functional Design  
 CARL WALKER INC.  
 3211 Internet Blvd., Suite 220 Frisco, TX 75034  
 Tele: 469-777-5143

BID SET			
Drawing Title LEVEL 3 PLAN - ARCHITECTURAL PARKING	Project Title CONSTRUCT PARKING GARAGE ON WEST LOT	A/E Project Number 15.1067	OFFICE OF FACILITIES MANAGEMENT
Approved for Design Concept: FACILITY MANAGEMENT DIVISION MANAGER	Location MEMPHIS, TN	Building Number	VA Project Number 614-319
Date 11/14/2016	Checked By: GAW	Drawn By: DEB	Drawing Number <b>AP103</b>