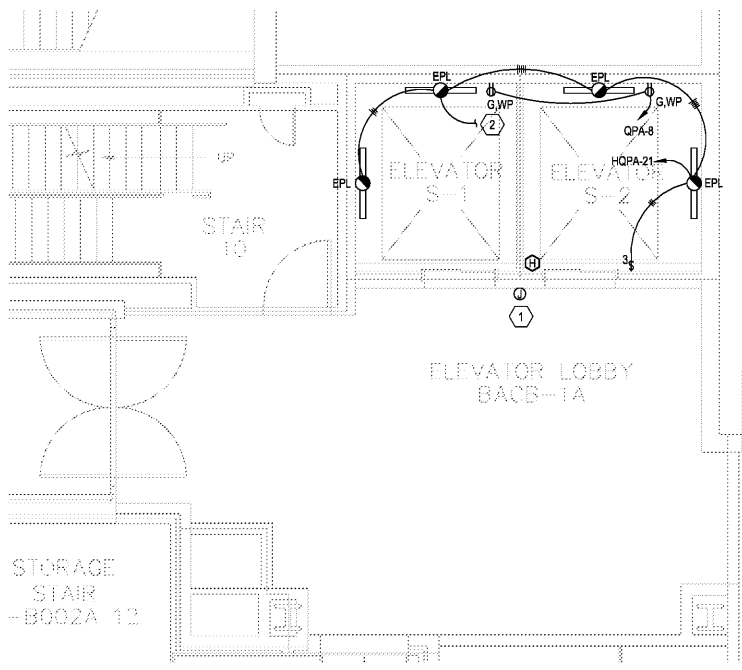
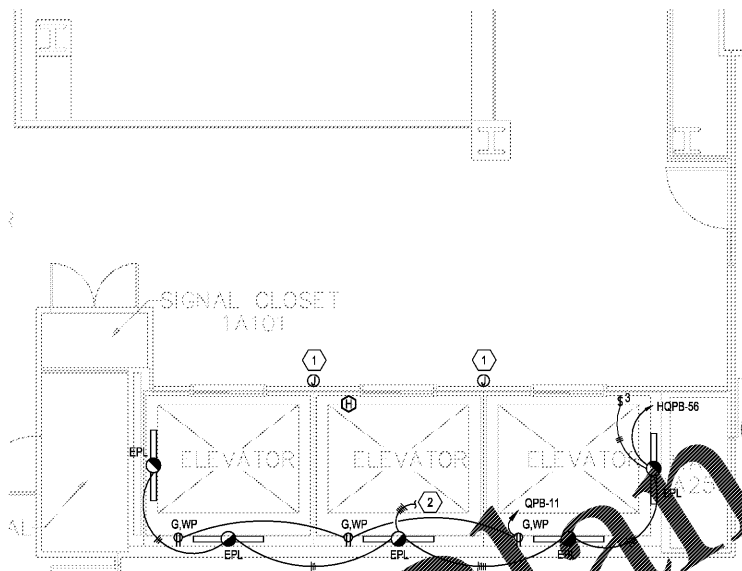


- SHEET NOTES**
- ROUGH IN FOR NEW ELEVATOR CALL BUTTONS, ROUTE 1" C. TO ELEVATOR CONTROLLERS (TYPICAL ALL FLOORS).
 - CONTINUE ELECTRICAL CIRCUITING UP ELEVATOR SHAFT AND CONNECT TO SHAFT LIGHTING. SEE OTHER SHEETS.
 - CONTRACTOR TO PROVIDE KEY PLANS FOR SMALL FORMAT IC CORE BY BEST LOCK TO BE COMPATIBLE WITH EXISTING VA HOSPITAL LOCK SYSTEM. CONTRACTOR SHALL MAINTAIN EXISTING KEY CARD ACCESS AND REGULAR KEY ACCESS AND COORDINATE WITH...

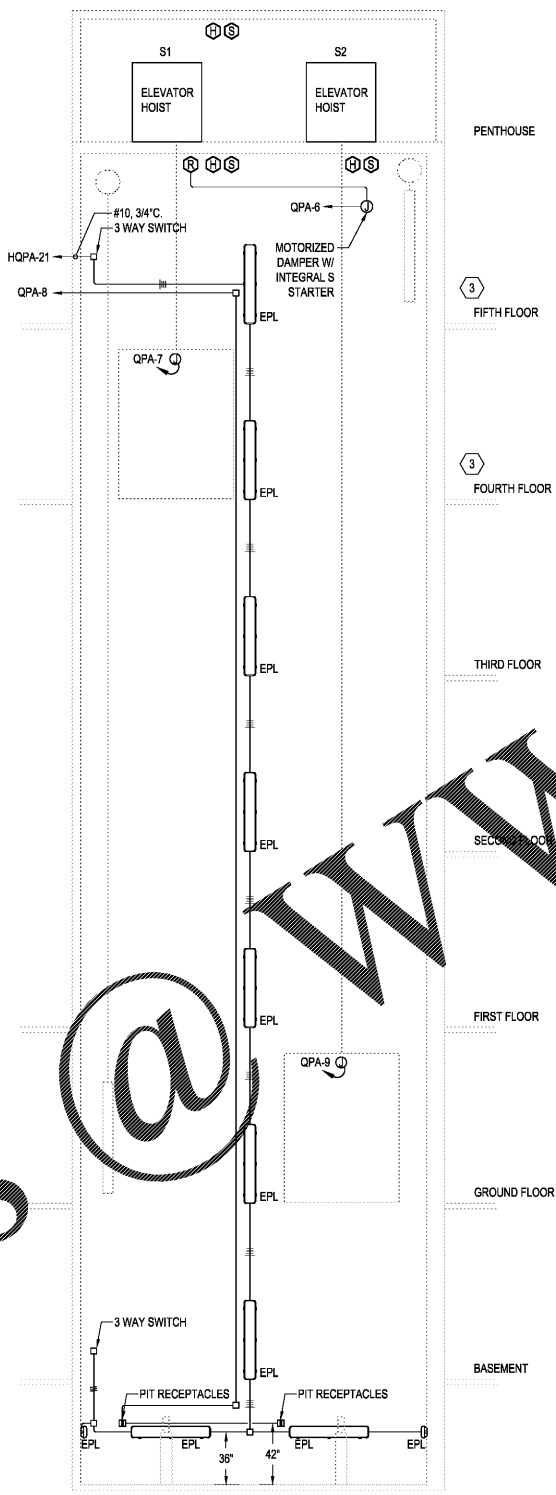
- GENERAL NOTES**
- NEW ELEVATOR SHAFT VENT SHALL BE INSTALLED IN BUILDINGS A, B, C, AND D. THERE WILL REQUIRE INSTALLATION OF NEW MOTORIZED DAMPER IN HOISTWAY. THE CONTRACTOR SHALL FIELD VERIFY EXISTING CONDITIONS AND SUPPLY A NEW SMOKE DETECTOR LOCATED AT THE TOP OF THE HOISTWAY. THE NEW SMOKE DETECTOR SHALL INTERCEPT EXISTING CIRCUITS IF POSSIBLE AND CONNECT TO THE EXISTING FIRE ALARM CONTROL SYSTEM AND THE ENGINEERING CONTROL CENTER SYSTEM.
 - THE CONTRACTOR SHALL BE RESPONSIBLE FOR ANY ADDITIONAL CABLING, CONDUIT, BACK BOXES, OR ADDITIONAL HARDWARE TO ALLOW FOR A PROPERLY FUNCTIONING SYSTEM WHEN CONNECTING TO ANY EXISTING SYSTEMS.
 - NEW ELEVATOR CABS SHALL RECEIVE NEW RADIO TO ALLOW PASSENGERS TO MAKE EMERGENCY CALL IF TRAPPED WITH NO LAG TIME.
 - NEW ELEVATOR CABS SHALL RECEIVE A CONNECTION TO EXISTING INTERCOM SYSTEM.



1 ELECTRICAL PLAN - BUILDING A - BASEMENT
1/4" = 1'-0"



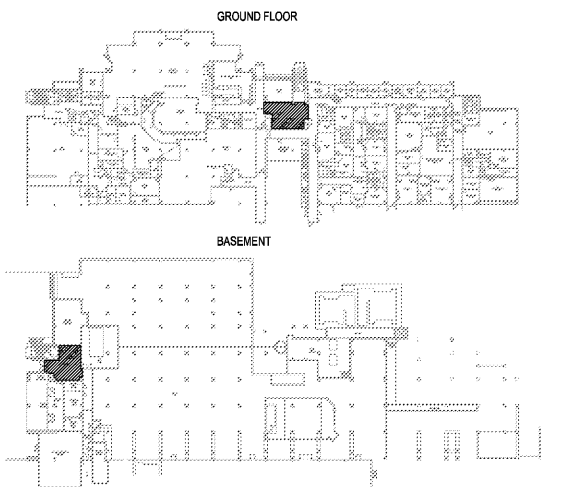
2 ELECTRICAL PLAN - BUILDING A - GROUND FLOOR
1/4" = 1'-0"



3 ELEVATOR SHAFT ELECTRICAL DETAIL
1/4" = 1'-0"



4 ELEVATOR SHAFT ELECTRICAL DETAIL
1/4" = 1'-0"



5 KEY PLANS
1/16" = 1'-0"

CONSTRUCTION DOCUMENTS
FULLY SPRINKLERED

CONSULTANTS: 		ARCHITECT/ENGINEERS: BES DESIGN/BUILD, LLC 766 Middle St, Fairhope, AL 36532 Phone: 251.990.5778 Fax: 251.990.3716		Drawing Title: ELECTRICAL PLAN - BUILDING A - BASEMENT FLOOR		Project Title: UPGRADE ELEVATORS BUILDINGS A, B, C, AND D		Project Number: 508-14-123		Building Number: A		Drawing Number: EP101		Location: ATLANTA VAMC 1670 CLAIRMONT ROAD, DECATUR, GA, 30033		Date: 05/01/2017		Drawn: KRW		Checked: MCE		Dwg. 23 of 28		ATLANTA VA MEDICAL CENTER 	
----------------------	--	--	--	--	--	---	--	-------------------------------	--	-----------------------	--	---------------------------------	--	--	--	---------------------	--	---------------	--	-----------------	--	---------------	--	-------------------------------	--

Scale: one eighth inch = one foot
 one quarter inch = one foot
 one half inch = one foot
 three quarters inch = one foot
 one inch = one foot
 one and one half inches = one foot
 two inches = one foot
 three inches = one foot
 four inches = one foot
 five inches = one foot
 six inches = one foot
 seven inches = one foot
 eight inches = one foot
 nine inches = one foot
 ten inches = one foot
 eleven inches = one foot
 twelve inches = one foot