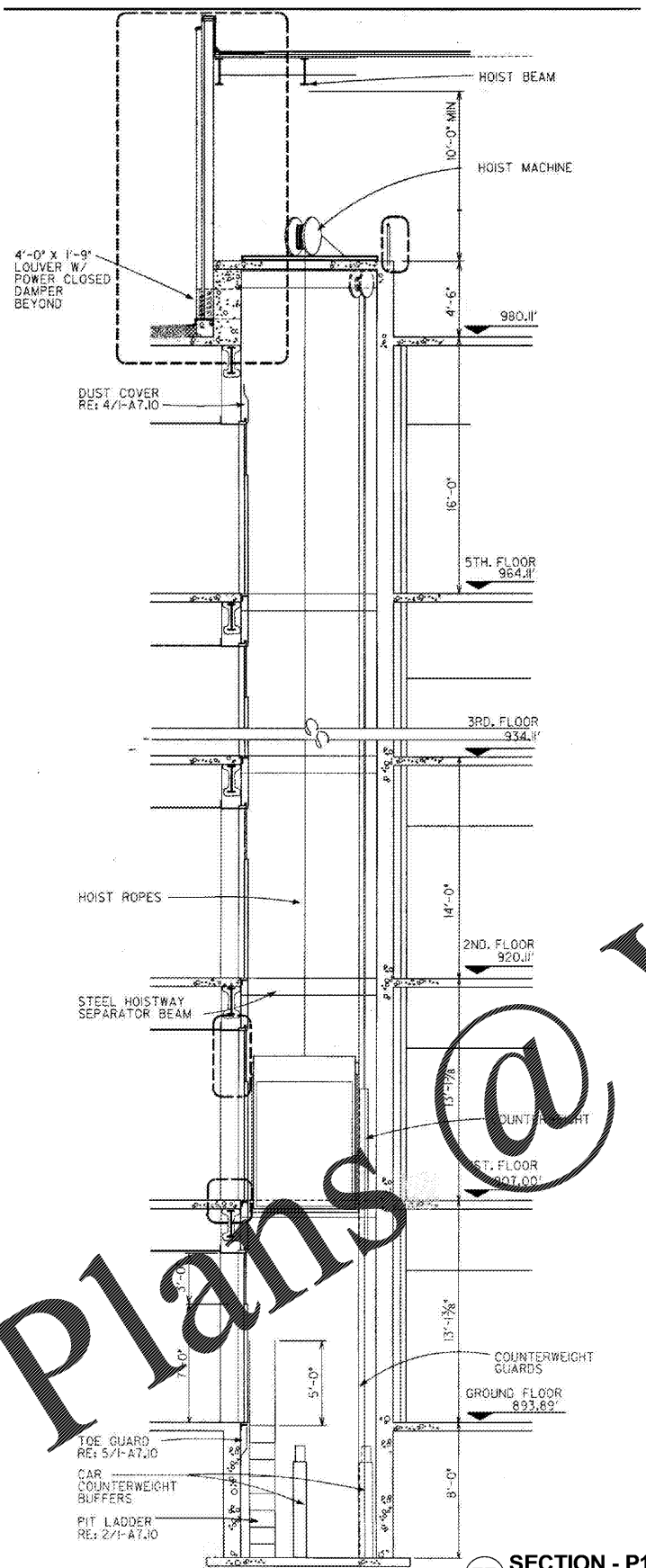


GENERAL FLOOR PLAN NOTES

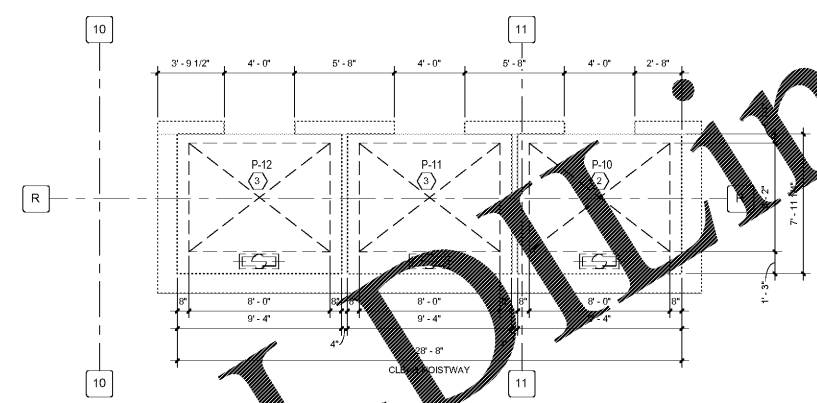
- 1 DEPICTION OF EXISTING CONDITIONS ARE BASED ON OWNER-FURNISHED DOCUMENTS AND FIELD OBSERVATIONS. EXISTING ELEMENTS AND CONDITIONS CONCEALED BY IN-PLACE EQUIPMENT AND FINISHES WERE OBSERVED OR INVESTIGATED. ONCE CUTTING AND SELECTIVE DEMOLITION WORK IS COMPLETE, REPORT ANY CONFLICTS TO ARCHITECT. THE CONTRACTOR SHALL MAKE ADJUSTMENTS AND/OR ALTERATIONS NECESSARY TO INSTALL COMPLETE AND OPERABLE SYSTEMS IN ACCORDANCE WITH THE CODES HAVING JURISDICTION AND ADDITIONAL COST TO THE GOVERNMENT.
- 2 CONTRACTOR SHALL NOTIFY THE CONTRACT OFFICER IMMEDIATELY IF THERE IS ANY CONFLICT OR DEVIATION BETWEEN THE EXISTING CONDITIONS AND THE DRAWINGS AND/OR SPECIFICATIONS.
- 3 ALL PENETRATIONS THROUGH RATED FLOOR/CEILING ASSEMBLIES AND THROUGH FIRE RATED WALLS AND SHIELD BARRIER ASSEMBLIES, THOSE CREATED BY REMOVAL OF DEMOLITION SYSTEMS AND THOSE DISCOVERED DURING CONSTRUCTION AS A RESULT OF DEMOLITION WORK AND THOSE CREATED BY NEW WORK, SHALL BE SEALED WEATHER TIGHT. ALL RATED SEPARATIONS SHALL MEET CURRENT CODE REQUIREMENTS.
- 4 ONLY ONE ELEVATOR SHAFT SHALL BE WORKED ON AT A TIME. THE OTHER ELEVATORS IN THE SHAFT SHALL REMAIN IN WORKING ORDER UNTIL THE ELEVATOR BEING WORKED ON IS COMPLETE.
- 5 ALL DIMENSIONS OF EXISTING CONDITIONS & SHALL BE FIELD VERIFIED.
- 6 REMOVE EXISTING HORIZONTAL WAY DOORS ENTIRELY WHERE NEW HORIZONTAL WAY DOORS ARE SCHEDULED.

FLOOR PLAN SHEET NOTES

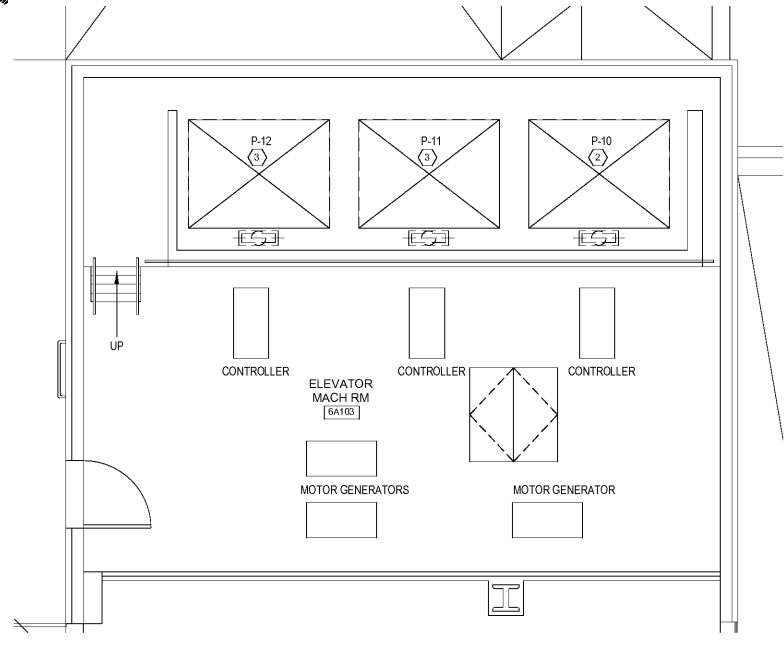
- (1) S1 & S2 SERVICE ELEVATORS: SEVEN (7) LANDINGS. THE CONTRACTOR SHALL PROVIDE A COMPLETE ELEVATOR MODERNIZATION. SEE SPECIFICATIONS.
- (2) P10 PASSENGER ELEVATOR: SIX (6) LANDINGS. THE CONTRACTOR SHALL PROVIDE A COMPLETE ELEVATOR MODERNIZATION. SEE SPECIFICATIONS.
- (3) P11 & P12 PASSENGER ELEVATOR: SIX (6) LANDINGS. THE CONTRACTOR SHALL PROVIDE A COMPLETE ELEVATOR MODERNIZATION. SEE SPECIFICATIONS.



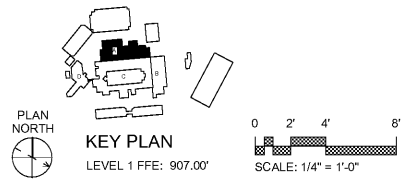
7F SECTION - P12 - BLDG A
1/4" = 1'-0"



4C FIRST FLOOR - P10, P11, & P12 - BLDG A
1/4" = 1'-0" F.F.E. 907.00'



4F PENTHOUSE FLOOR - P10, P11, & P12 - BLDG A
1/4" = 1'-0" F.F.E. 980.11'



100% CONSTRUCTION DOCUMENT SUBMISSION
FULLY SPRINKLERED

A
 B
 C
 D
 E
 F
 G
 H
 I
 J
 K
 L
 M
 N
 O
 P
 Q
 R
 S
 T
 U
 V
 W
 X
 Y
 Z
 AA
 AB
 AC
 AD
 AE
 AF
 AG
 AH
 AI
 AJ
 AK
 AL
 AM
 AN
 AO
 AP
 AQ
 AR
 AS
 AT
 AU
 AV
 AW
 AX
 AY
 AZ
 BA
 BB
 BC
 BD
 BE
 BF
 BG
 BH
 BI
 BJ
 BK
 BL
 BM
 BN
 BO
 BP
 BQ
 BR
 BS
 BT
 BU
 BV
 BV
 BW
 BX
 BY
 BZ
 CA
 CB
 CC
 CD
 CE
 CF
 CG
 CH
 CI
 CJ
 CK
 CL
 CM
 CN
 CO
 CP
 CQ
 CR
 CS
 CT
 CU
 CV
 CW
 CX
 CY
 CZ
 DA
 DB
 DC
 DD
 DE
 DF
 DG
 DH
 DI
 DJ
 DK
 DL
 DM
 DN
 DO
 DP
 DQ
 DR
 DS
 DT
 DU
 DV
 DV
 DW
 DX
 DY
 DZ
 EA
 EB
 EC
 ED
 EE
 EF
 EG
 EH
 EI
 EJ
 EK
 EL
 EM
 EN
 EO
 EP
 EQ
 ER
 ES
 ET
 EU
 EV
 EV
 EW
 EX
 EY
 EZ
 FA
 FB
 FC
 FD
 FE
 FF
 FG
 FH
 FI
 FJ
 FK
 FL
 FM
 FN
 FO
 FP
 FQ
 FR
 FS
 FT
 FU
 FV
 FV
 FW
 FX
 FY
 FZ
 GA
 GB
 GC
 GD
 GE
 GF
 GG
 GH
 GI
 GJ
 GK
 GL
 GM
 GN
 GO
 GP
 GQ
 GR
 GS
 GT
 GU
 GV
 GV
 GW
 GX
 GY
 GZ
 HA
 HB
 HC
 HD
 HE
 HF
 HG
 HH
 HI
 HJ
 HK
 HL
 HM
 HN
 HO
 HP
 HQ
 HR
 HS
 HT
 HU
 HV
 HV
 HW
 HX
 HY
 HZ
 IA
 IB
 IC
 ID
 IE
 IF
 IG
 IH
 II
 IJ
 IK
 IL
 IM
 IN
 IO
 IP
 IQ
 IR
 IS
 IT
 IU
 IV
 IV
 IW
 IX
 IY
 IZ
 JA
 JB
 JC
 JD
 JE
 JF
 JG
 JH
 JI
 JJ
 JK
 JL
 JM
 JN
 JO
 JP
 JQ
 JR
 JS
 JT
 JU
 JV
 JV
 JW
 JX
 JY
 JZ
 KA
 KB
 KC
 KD
 KE
 KF
 KG
 KH
 KI
 KJ
 KK
 KL
 KM
 KN
 KO
 KP
 KQ
 KR
 KS
 KT
 KU
 KV
 KV
 KW
 KX
 KY
 KZ
 LA
 LB
 LC
 LD
 LE
 LF
 LG
 LH
 LI
 LJ
 LK
 LL
 LM
 LN
 LO
 LP
 LQ
 LR
 LS
 LT
 LU
 LV
 LV
 LW
 LX
 LY
 LZ
 MA
 MB
 MC
 MD
 ME
 MF
 MG
 MH
 MI
 MJ
 MK
 ML
 MM
 MN
 MO
 MP
 MQ
 MR
 MS
 MT
 MU
 MV
 MV
 MW
 MX
 MY
 MZ
 NA
 NB
 NC
 ND
 NE
 NF
 NG
 NH
 NI
 NJ
 NK
 NL
 NM
 NN
 NO
 NP
 NQ
 NR
 NS
 NT
 NU
 NV
 NV
 NW
 NX
 NY
 NZ
 OA
 OB
 OC
 OD
 OE
 OF
 OG
 OH
 OI
 OJ
 OK
 OL
 OM
 ON
 OO
 OP
 OQ
 OR
 OS
 OT
 OU
 OV
 OV
 OW
 OX
 OY
 OZ
 PA
 PB
 PC
 PD
 PE
 PF
 PG
 PH
 PI
 PJ
 PK
 PL
 PM
 PN
 PO
 PP
 PQ
 PR
 PS
 PT
 PU
 PV
 PV
 PW
 PX
 PY
 PZ
 QA
 QB
 QC
 QD
 QE
 QF
 QG
 QH
 QI
 QJ
 QK
 QL
 QM
 QN
 QO
 QP
 QQ
 QR
 QS
 QT
 QU
 QV
 QV
 QW
 QX
 QY
 QZ
 RA
 RB
 RC
 RD
 RE
 RF
 RG
 RH
 RI
 RJ
 RK
 RL
 RM
 RN
 RO
 RP
 RQ
 RR
 RS
 RT
 RU
 RV
 RV
 RW
 RX
 RY
 RZ
 SA
 SB
 SC
 SD
 SE
 SF
 SG
 SH
 SI
 SJ
 SK
 SL
 SM
 SN
 SO
 SP
 SQ
 SR
 SS
 ST
 SU
 SV
 SV
 SW
 SX
 SY
 SZ
 TA
 TB
 TC
 TD
 TE
 TF
 TG
 TH
 TI
 TJ
 TK
 TL
 TM
 TN
 TO
 TP
 TQ
 TR
 TS
 TT
 TU
 TV
 TV
 TW
 TX
 TY
 TZ
 UA
 UB
 UC
 UD
 UE
 UF
 UG
 UH
 UI
 UJ
 UK
 UL
 UM
 UN
 UO
 UP
 UQ
 UR
 US
 UT
 UU
 UV
 UV
 UW
 UX
 UY
 UZ
 VA
 VB
 VC
 VD
 VE
 VF
 VG
 VH
 VI
 VJ
 VK
 VL
 VM
 VN
 VO
 VP
 VQ
 VR
 VS
 VT
 VU
 VV
 VV
 VW
 VX
 VY
 VZ
 WA
 WB
 WC
 WD
 WE
 WF
 WG
 WH
 WI
 WJ
 WK
 WL
 WM
 WN
 WO
 WP
 WQ
 WR
 WS
 WT
 WU
 WV
 WV
 WW
 WX
 WY
 WZ
 XA
 XB
 XC
 XD
 XE
 XF
 XG
 XH
 XI
 XJ
 XK
 XL
 XM
 XN
 XO
 XP
 XQ
 XR
 XS
 XT
 XU
 XV
 XV
 XW
 XX
 XY
 XZ
 YA
 YB
 YC
 YD
 YE
 YF
 YG
 YH
 YI
 YJ
 YK
 YL
 YM
 YN
 YO
 YP
 YQ
 YR
 YS
 YT
 YU
 YV
 YV
 YW
 YX
 YY
 YZ
 ZA
 ZB
 ZC
 ZD
 ZE
 ZF
 ZG
 ZH
 ZI
 ZJ
 ZK
 ZL
 ZM
 ZN
 ZO
 ZP
 ZQ
 ZR
 ZS
 ZT
 ZU
 ZV
 ZV
 ZW
 ZX
 ZY
 ZZ

CONSULTANTS:		ARCHITECT/ENGINEERS:		Drawing Title		Project Title		Project Number		Location	
		 BES DESIGN/BUILD, LLC 766 Middle St, Fairhope, AL 36532 Phone: 251.990.5778 Fax: 251.990.3716		ENLARGED PLANS and SECTION - P10, P11, & P12 - BLDG A		UPGRADE ELEVATORS BUILDINGS A, B, C, AND D		508-14-123 Building Number A, B, C & D		ATLANTA VAMC 1670 CLAIRMONT ROAD, DECATUR, GA, 30033	
Revisions:		 Approved: Project Director		Date		Date		Drawing Number AE401		ATLANTA VA MEDICAL CENTER Department of Veterans Affairs	
Date				2017.05.01		Drawn: JDM Checked: RP		Dwg. 8 of 28			

Order Plans @ WWW.LDMLINE.COM