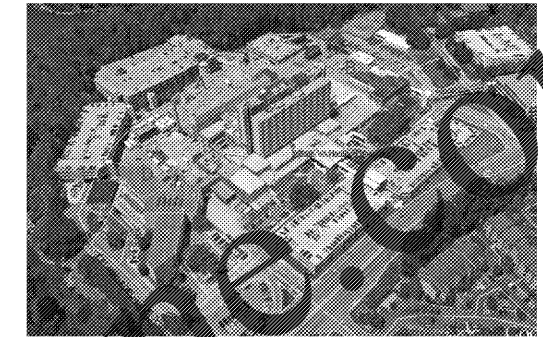
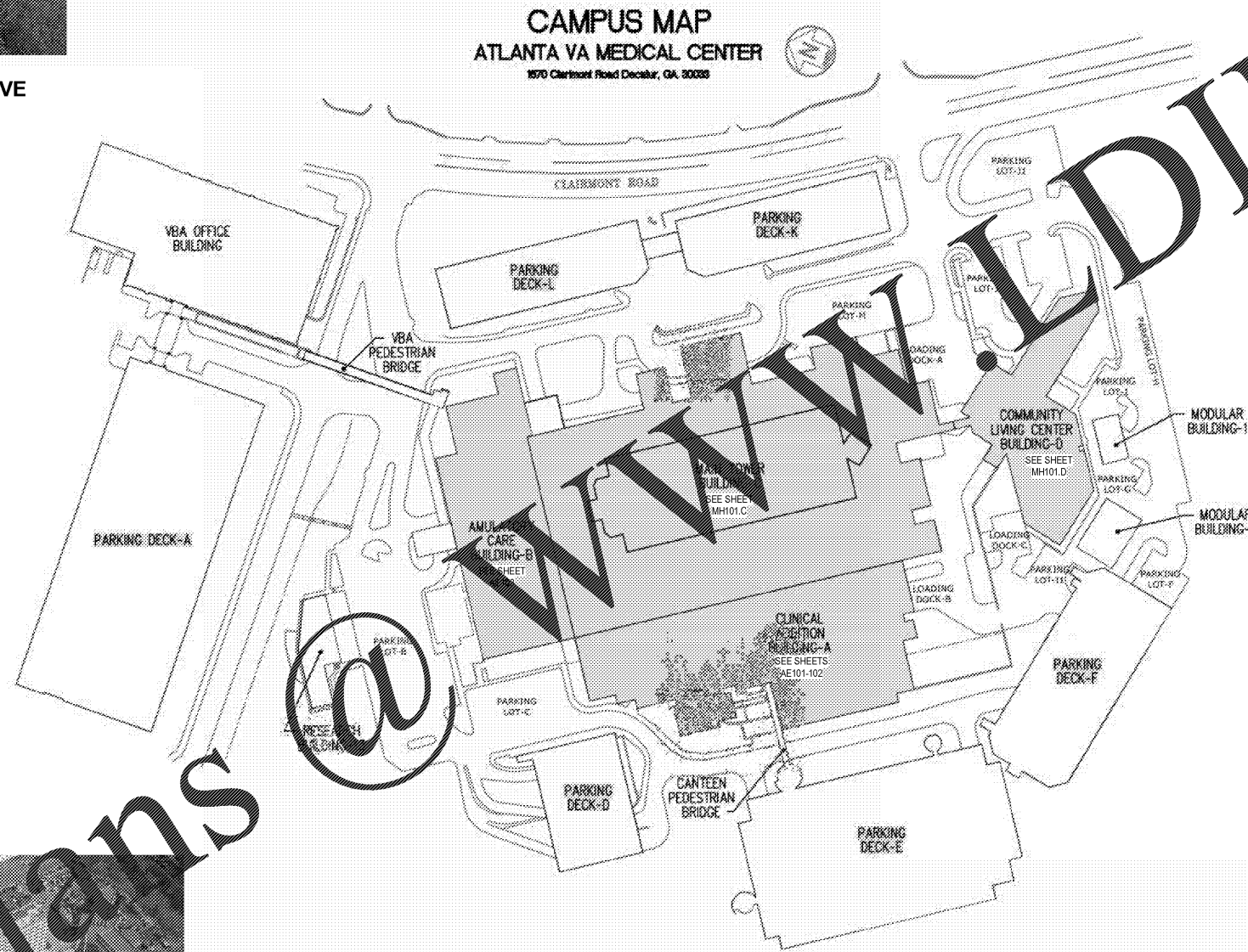



NORTH BIRDSEYE PERSPECTIVE



EAST BIRDSEYE PERSPECTIVE



WEST BIRDSEYE PERSPECTIVE





SOUTH BIRDSEYE PERSPECTIVE

Scale bars for various drawing sections: A (Three eighths inch = one foot), B (one and one half inches = one foot), C (one inch = one foot), D (Three quarters inch = one foot), E (one half inch = one foot), F (Three eighths inch = one foot), G (one quarter inch = one foot), H (one eighth inch = one foot), I (one eighth inch = one foot).

Order Plans

WWW.DILITHIUM.COM

100% CONSTRUCTION DOCUMENT SUBMISSION FULLY SPRINKLERED

CONSULTANTS: 		ARCHITECT/ENGINEERS:  BES DESIGN/BUILD, LLC 766 Middle St, Fairhope, AL 36532 Phone: 251.990.5778 Fax: 251.990.3716		Drawing Title ARCHITECTURAL SITE PLAN Approved: Project Director		Project Title UPGRADE ELEVATORS BUILDINGS A, B, C, AND D Location ATLANTA VAMC 1670 CLAIRMONT ROAD, DECATUR, GA, 30033 Date 2017.05.01		Project Number 508-14-123 Building Number A, B, C & D Drawing Number AE100 Dwg. 4 of 28		ATLANTA VA MEDICAL CENTER 	
----------------------	--	---	--	---	--	---	--	--	--	--	--