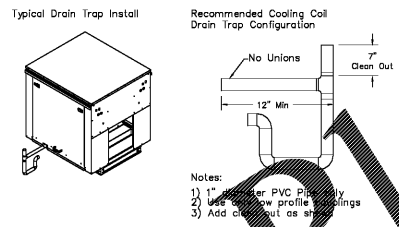
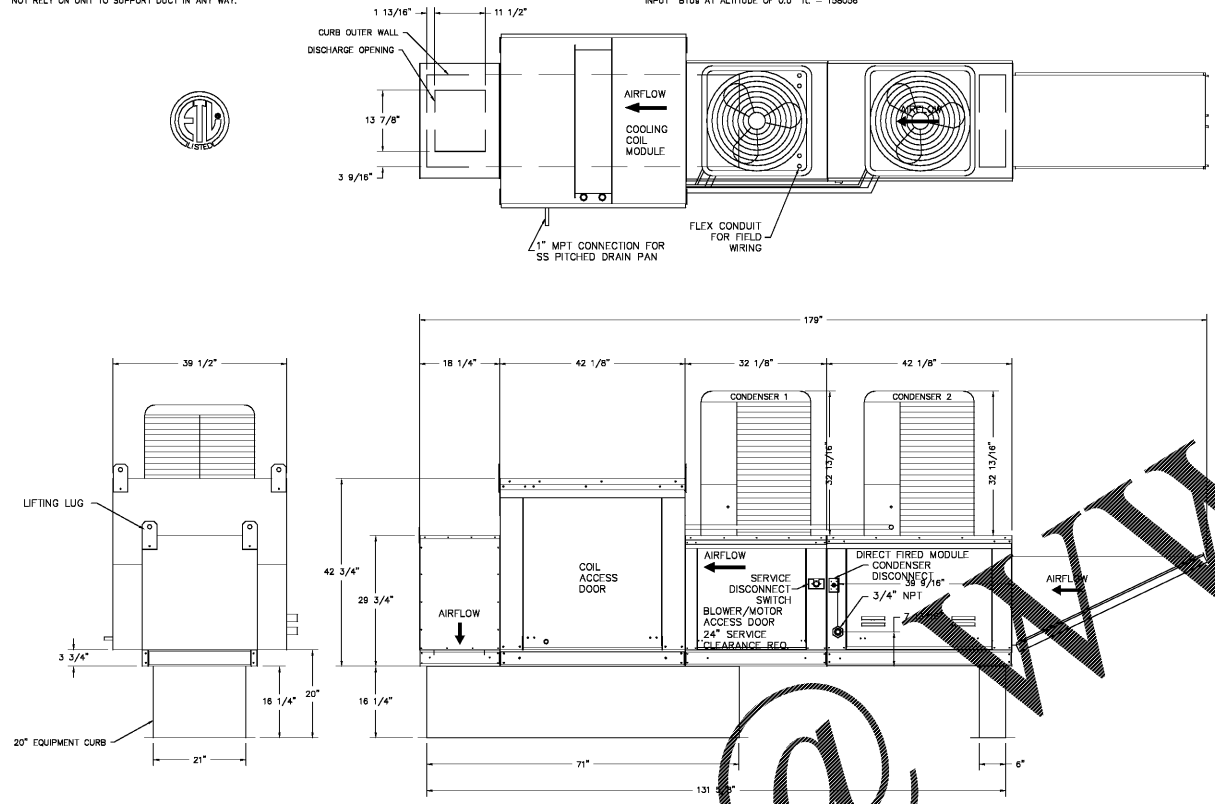
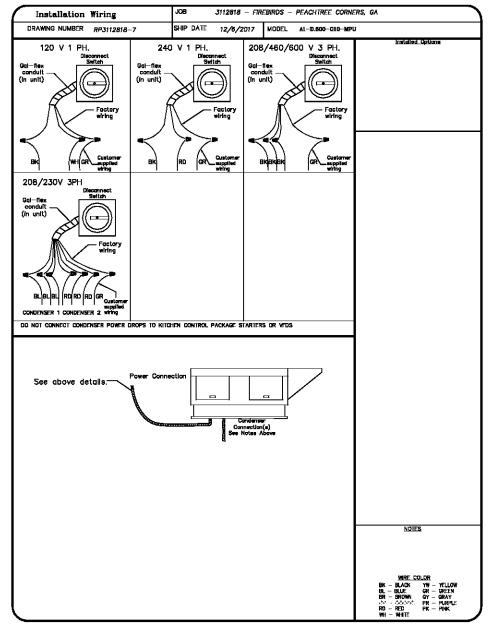
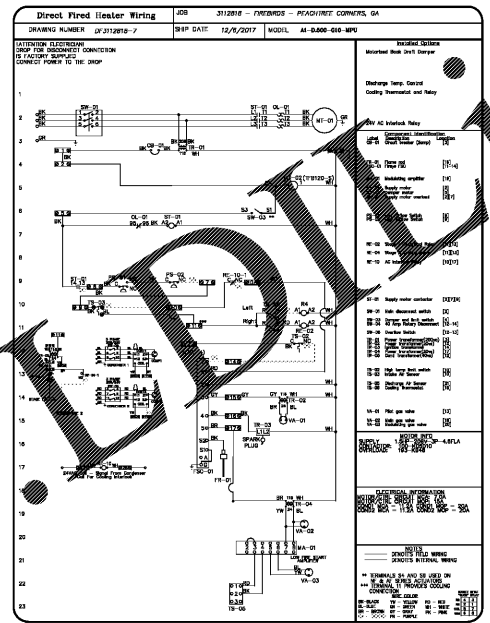


- FAN #7 AT 0.500-010-MPU - HEATER (BACK SF)
- DIRECT GAS FIRED HEATED MAKE UP AIR UNIT WITH 10" BLOWER
 - INTAKE HOOD WITH FZ FILTERS
 - DOWN DISCHARGE - AIR FLOW RIGHT -> LEFT
 - COOLING INTERLOCK RELAY - 24VAC COIL - 120V CONTACTS. LOOKS OUT BURNER CIRCUIT WHEN AC IS ENERGIZED.
 - MOTORIZED BACK DRAFT DAMPER 18" X 18" FOR SIZE 1 STANDARD & MODULAR HEATER UNITS W/EXTENDED SHAFT, STANDARD GALVANNEED CONSTRUCTION, 3/4" REAR FLANGE, 1750RPM ACTUATOR INCLUDED.
 - LOW FIRE START - ALLOWS THE BURNER CIRCUIT TO ENERGIZE WHEN THE MODULATION CONTROL IS IN A LOW FIRE POSITION.
 - GAS PRESSURE GAUGE, 0-35" 2.5" DIAMETER, 1/4" THREAD SIZE
 - GAS PRESSURE GAUGE, 0-10 INCHES WC, 2.5" DIAMETER, 1/4" THREAD SIZE
 - 9 TON, DUAL CIRCUIT (2.5/2.5) MODULAR PACKAGED COOLING OPTION FOR SIZE 1 MODULAR PACKAGED UNIT. INCLUDES CONDENSER, DX COIL, FILTER/DRYER KIT, THERMAL EXPANSION VALVE, R410A REFRIGERANT, AND REFRIGERANT PIPING. (1,800 TO 3,000 CFM) NOT BUILT WITH OPPOSITE SIDE CONTROLS OR OPPOSITE AIRFLOW DIRECTION. CONDENSERS REQUIRE SEPARATE 208V, 3 PHASE POWER SUPPLY. COIL - SEPARATE
 - FULL CRATING FOR COMMERCIAL HEATERS FOR SHIPPING.
 - DOWNTURN PLENUM FOR SIZE 1 COOLING COIL MODULE - REQUIRED FOR DOWN DISCHARGE COOLING COIL APPLICATIONS
 - DX COOLING INTAKE AIR THERMOSTAT AND RELAYS MOUNTED IN UNIT - SET POINT FOR THERMOSTAT SHOULD BE 65F.
- NOTE: SUPPLY DUCT MUST BE INSTALLED TO MEET SMACNA STANDARDS. A MINIMUM STRAIGHT DUCT LENGTH EQUAL TO THREE TIMES THE SUPPLY DUCT EQUIVALENT DIAMETER MUST BE MAINTAINED DOWNSTREAM OF UNIT DISCHARGE UNLESS OTHERWISE SPECIFIED. DO NOT RELY ON UNIT TO SUPPORT DUCT IN ANY WAY.

SUPPLY SIDE HEATER INFORMATION:
WINTER TEMPERATURE - 8F, TEMP. RISE - 65F,
BTUH CALCULATED OFF STANDARD AIR DENSITY,
OUTPUT BTUH AT ALTITUDE OF 0.0 FL. = 145411
INPUT BTUH AT ALTITUDE OF 0.0 FL. = 136006



Direct Fired (DF) Profile Plate Specifications:
Description:
Direct fired burner shall have patented (US Patent No. US8928232B2), self-adjusting profile plates designed to ensure proper air velocity and pressure drop across the burner. Profile plates shall allow burner to achieve clean combustion by limiting by-product levels to a maximum of 50ppm of carbon monoxide (CO), and 50ppm of nitrogen dioxide (NO2).
Application:
Spring loaded burner profile plates are engineered to automatically react to the maximum of 3 inches of screen, without the need for dry returns or additional to mechanically adjust them. With this feature, all DF units are designed for demand control ventilation (DCV) requirements.
Certification:
All profile plate assemblies shall be included in the DF unit's ETL listing and comply with combined energy efficiency AHJ 224.4 and CSA 2.7 (non-rectructuring DF heaters) and AHJ 263.18 (rectructuring DF heaters).
General Construction:
-Profile plates shall be formed from 300 galvanized steel.
-Profile plates shall be 1/8\"/>



REVISIONS

NO.	DESCRIPTION	DATE

DATE: 12/6/2017
DWG.#: 3112818
DRAWN BY: evon.zipperer
SCALE: 3/4" = 1'-0"
MASTER DRAWING

SHEET NO.
9

FIREBIRDS - PEACHTREE CORNERS, GA
NORCROSS, GA, 30071

6303 Carmel Road, Suite #105, Charlotte, NC 28226 PHONE: (704) 844-8888 FAX: (919) 227-5852 EMAIL: rpg3@starrdesign.com

Order Plans @ WWW

project address | name | client | designers | job status | revisions | seal | sheet number | title