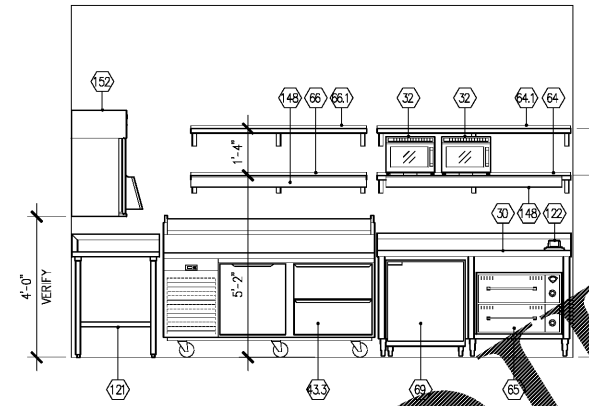
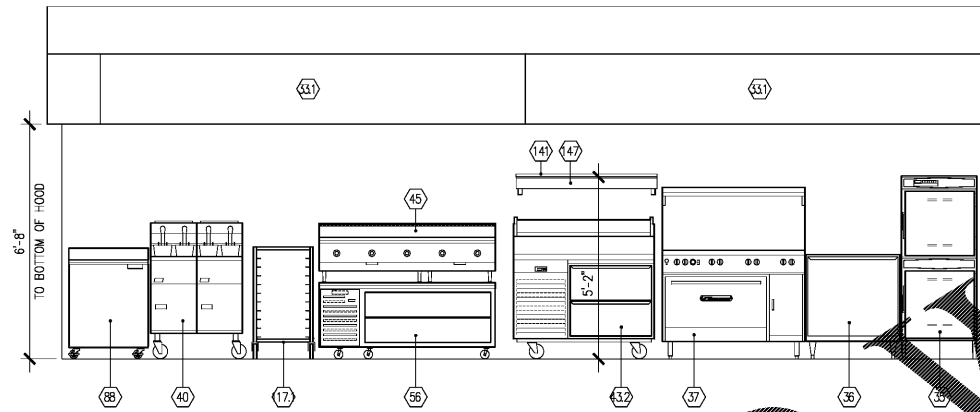


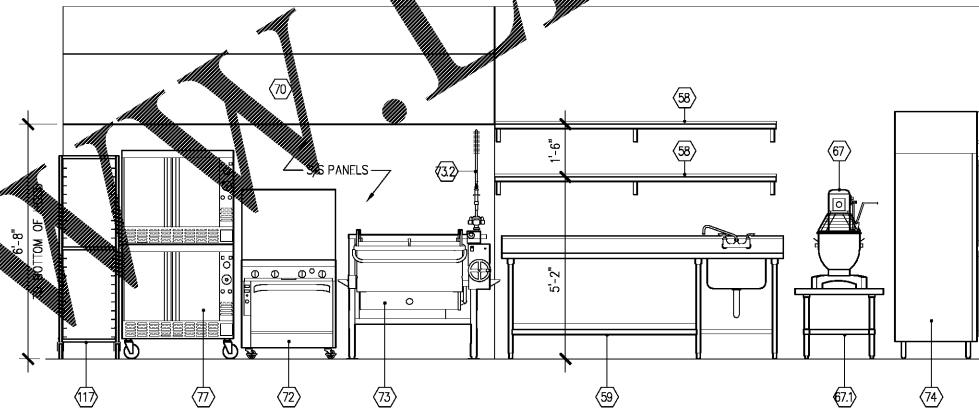
A EXPO LINE
1/2" = 1'-0"



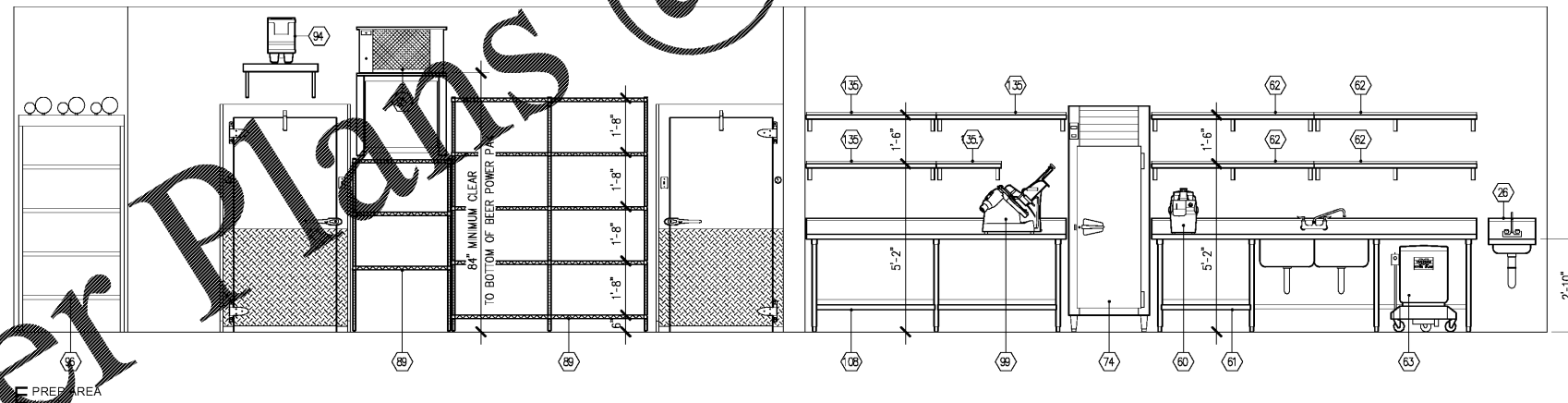
B PANTRY
1/2" = 1'-0"



C COOK'S LINE
1/2" = 1'-0"



D BACK LINE
1/2" = 1'-0"



E PREP AREA
1/2" = 1'-0"

ALL DRAWINGS PROVIDED BY TRIMARK FOODCRAFT DEPICT THE LAYOUT OF THE FOODSERVICE EQUIPMENT. DRAWINGS ARE DESIGNED TO SUPPLEMENT THE OFFICIAL ARCHITECT'S STAMPED AND SEALED DRAWINGS AND ARE NOT MEANT TO REPLACE THEM OR BE USED IN LIEU OF THEM FOR ANY CONSTRUCTION PURPOSES NOT RELATED TO FOODSERVICE EQUIPMENT. THE DRAWINGS ARE DESIGNED TO BE SUBMITTED FOR HEALTH DEPARTMENT APPROVAL AND PERMITTING AND ARE NOT INTENDED TO BE SUBMITTED FOR CONSTRUCTION PERMITTING.

CONSTRUCTION
DOCUMENTS
5/10/2018

Steven A. Starr, AIA
Lic. #
Signature Date:
Date of expiration:

FOODSERVICE
EQUIPMENT
ELEVATIONS
QF601
16FB008 | © Starr Design, PLLC 2016

WWW.LDLINE.COM