

SIGN-OFF PROCEDURE:

1. THE G.C. SHALL SEND THE CONDUIT LAYOUT DRAWINGS TO THE SYSTEM INSTALLER FOR THEIR REVIEW, COMMENT AND MARK UP.
2. THE SYSTEM INSTALLER SHALL MARK UP THE PLAN WITH ANY CHANGES OR ADDITIONAL DETAILS. THEN SIGN AND DATE WITH THEIR COMPANY NAME AND SEND IT BACK TO THE G.C.
3. UPON RECEIPT OF THE PLAN THE G.C. WILL THEN SIGN AND DATE WITH THEIR COMPANY NAME INDICATING THAT THEY ACCEPT THE MARKED UP PLAN WITH E.C..


	COMPANY	SIGNATURE	DATE
SYSTEM VENDOR			
GENERAL CONTRACTOR			
ELECTRICAL CONTRACTOR			

Issued:	Date:
A Permit Set	12/05/17
B Client Review Set	05/03/18
C Bid Set	05/11/18
D	
Revisions:	Date:
1	
2	
3	
4	
5	
6	
7	
8	
9	

DO NOT SCALE PLANS
 Copying, Printing, Software and other processes required to produce these prints can stretch or shrink the actual paper or layout. Therefore, scaling of this drawing may be inaccurate. Contact us consultants with any need for additional dimensions or clarifications.

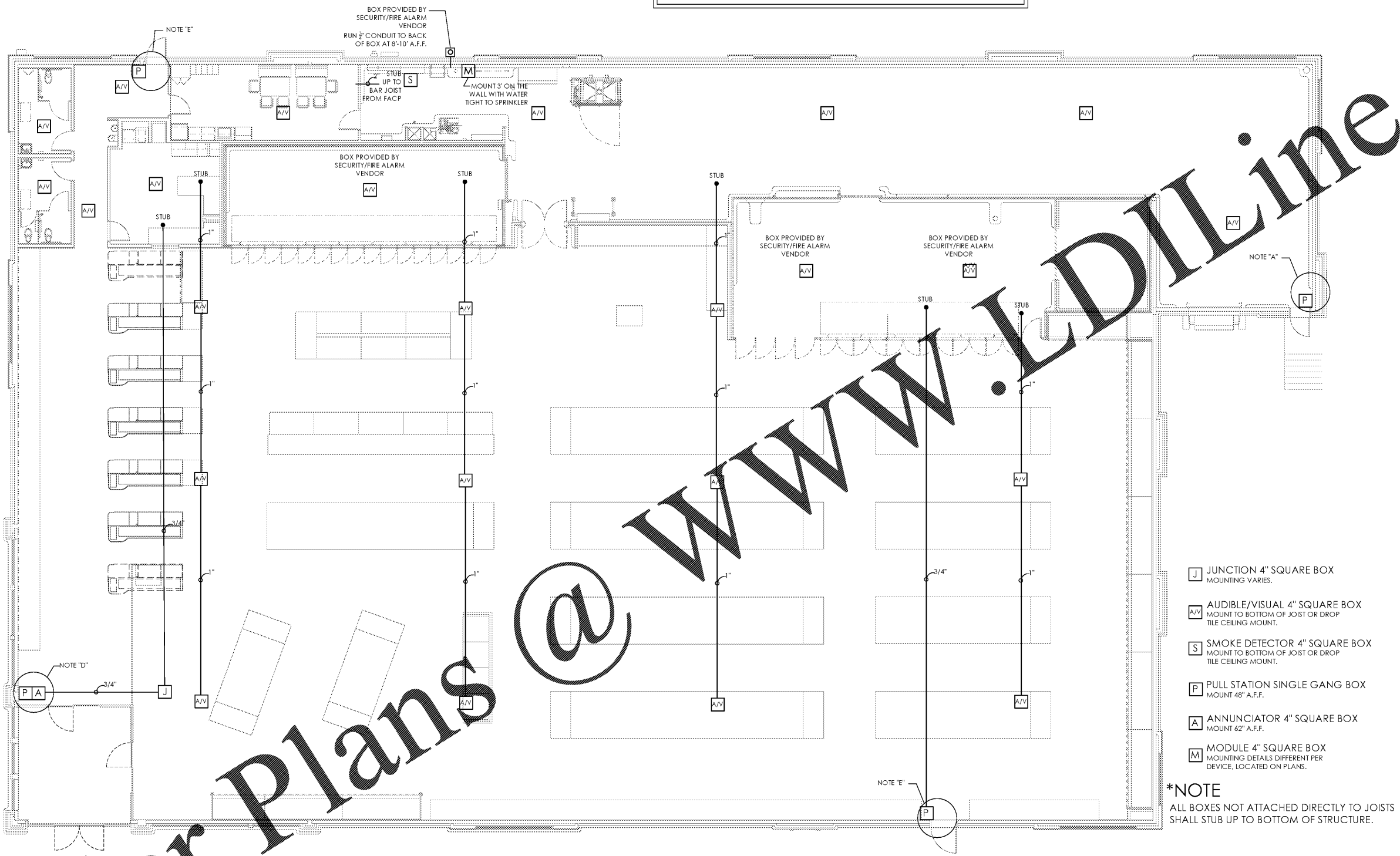
DRAWN BY: MEM
 REVIEWED BY: KFF

Seal



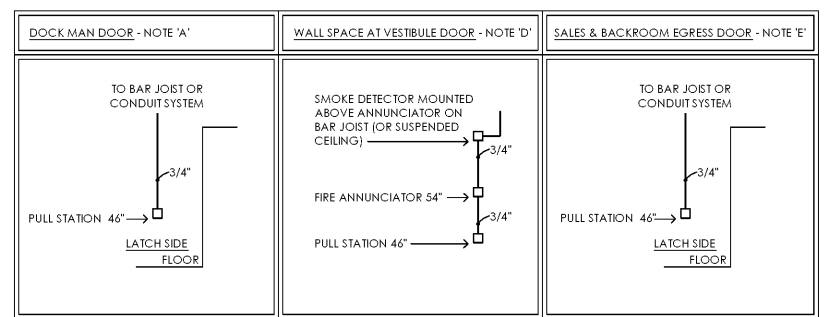
ALDI Inc. Store #: 65
 Charlotte, NC
 6113 Idlewild Road
 Charlotte, NC 28212
 Mecklenburg County
 Project Name & Location:

Fire Alarm
 Conduit Plan
 Drawing Name:
 Prototype Rls. 09/07/17 Project No. 40452-13
 Type: LHSD-V8
 CLP-101
 Scale: As Noted Drawing No.



- J JUNCTION 4" SQUARE BOX MOUNTING VARIES.
- A/V AUDIBLE/VISUAL 4" SQUARE BOX MOUNT TO BOTTOM OF JOIST OR DROP TILE CEILING MOUNT.
- S SMOKE DETECTOR 4" SQUARE BOX MOUNT TO BOTTOM OF JOIST OR DROP TILE CEILING MOUNT.
- P PULL STATION SINGLE GANG BOX MOUNT 48" A.F.F.
- A ANNUNCIATOR 4" SQUARE BOX MOUNT 62" A.F.F.
- M MODULE 4" SQUARE BOX MOUNTING DETAILS DIFFERENT PER DEVICE, LOCATED ON PLANS.

***NOTE**
 ALL BOXES NOT ATTACHED DIRECTLY TO JOISTS SHALL STUB UP TO BOTTOM OF STRUCTURE.



NOTE:
 THIS CONDUIT DRAWING IS FOR REFERENCE ONLY. THE ELECTRICAL CONTRACTOR SHALL COORDINATE ALL FIRE ALARM SYSTEM (IF REQUIRED) AND SECURITY SYSTEM REQUIREMENTS WITH ALDI'S FIRE ALARM AND SECURITY SYSTEM VENDOR(S) AND SHALL PROVIDE ALL RACEWAYS, CONDUIT AND BOXES AS REQUIRED FOR INSTALLATION OF SYSTEM EQUIPMENT, DEVICES AND CABLING. ALL REQUIRED RACEWAYS, CONDUIT AND BOXES SHALL BE FURNISHED AND INSTALLED BY THE ELECTRICAL CONTRACTOR FOR USE BY THE FIRE ALARM AND SECURITY SYSTEM INSTALLER(S). REFER TO SIGN-OFF PROCEDURE LOCATED ON THIS SHEET.

Order Plans

Fire Alarm Conduit Plan
 SCALE: 1/8" = 1'-0"
 PLAN NORTH