

Issued:	Date:
A Permit Set	12/05/17
B Client Review Set	05/03/18
C Bid Set	05/11/18
D	
Revisions:	Date:
1	
2	
3	
4	
5	
6	
7	
8	
9	

DO NOT SCALE PLANS
 Copying, printing, software and other processes required to produce these prints can stretch or shrink the actual paper or layout. Therefore, scaling of this drawing may be inaccurate. Contact us consultants with any need for additional dimensions or clarifications.

ms consultants, inc.
 engineers, architects, planners
 920 Main Campus Drive
 Suite 430
 Raleigh, NC 27606-5213
 phone 919.772.5565
 fax 919.779.2308

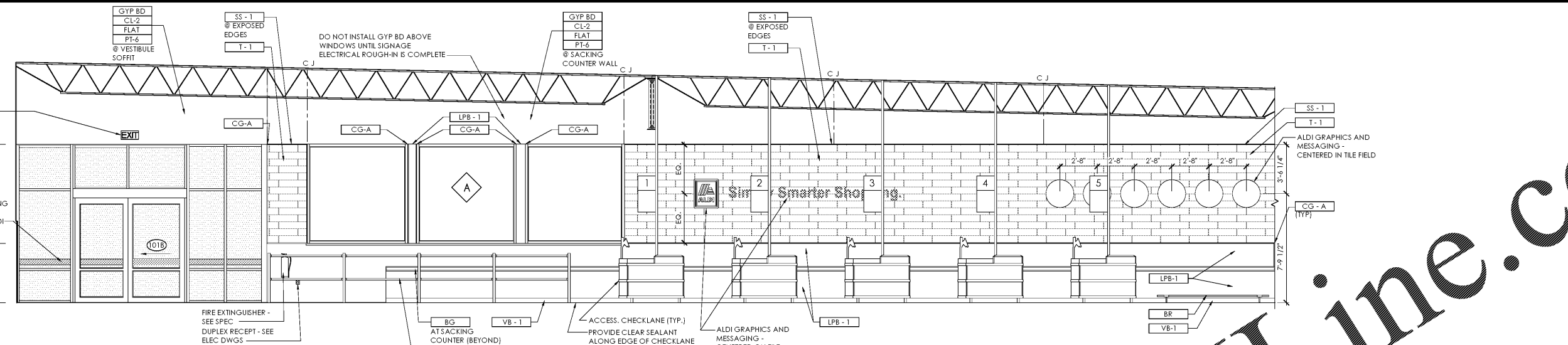
DRAWN BY: MEM/KNW
 REVIEWED BY: JAB

Seal

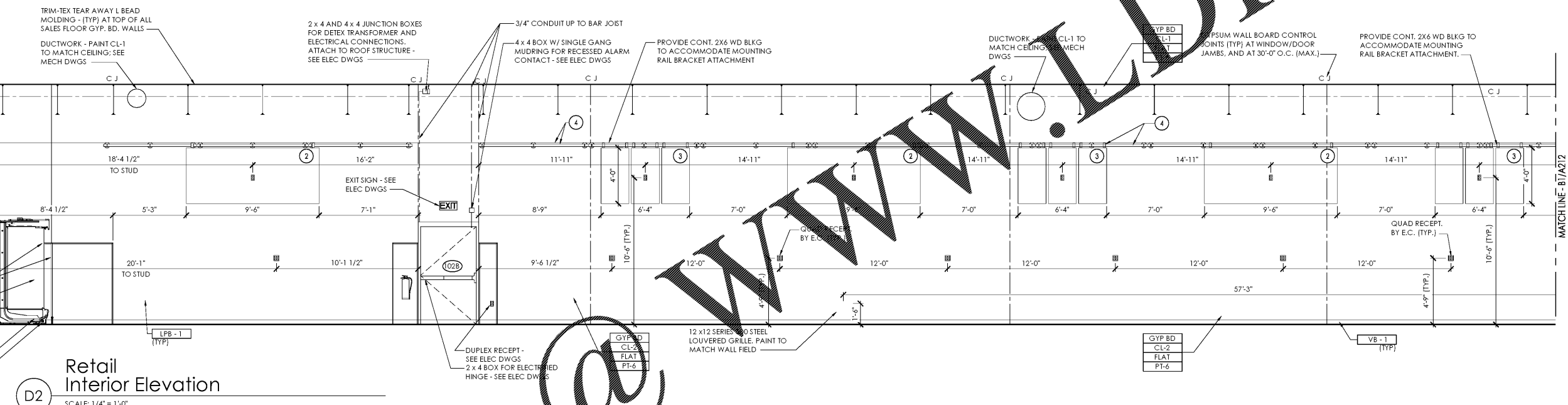


ALDI Inc. Store #: 65
 Charlotte, NC
 6113 Idlewild Road
 Charlotte, NC 28212
 Mecklenburg County
 Project Name & Location:

Interior Elevations
 Drawing Name:
 Prototype Rls. 09/07/17 Project No. 40452-13
 Type: LHSD-V8
 Scale: As Noted Drawing No. A-212



D3 Retail Interior Elevation
 SCALE: 1/4" = 1'-0"

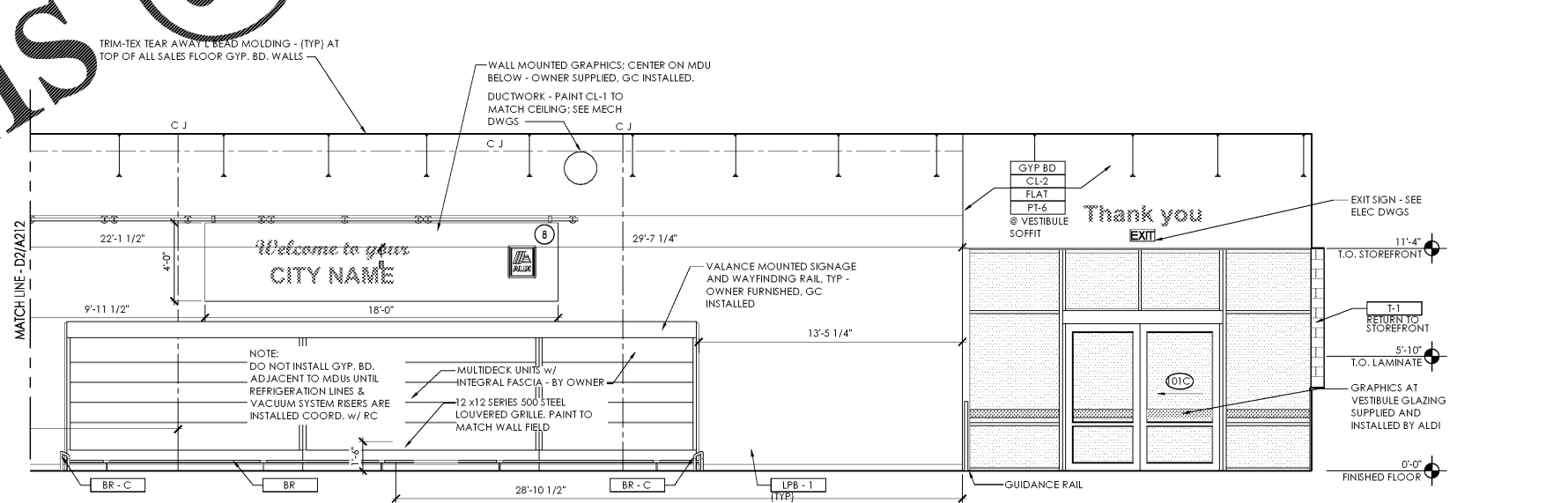


D2 Retail Interior Elevation
 SCALE: 1/4" = 1'-0"

KEY	KEY DESCRIPTION	MANUFACTURER	NOTES
1	WALL MTD BEER & WINE PANELS	OWNER FURNISHED - GC INSTALLED	48"W x 66"H - PANELS - 20'-0" TOTAL WIDTH
2	ILLUMINATED WALL MTD. GRAPHIC w/ SIMULATED RAIL MOUNT	OWNER FURNISHED - GC INSTALLED	11'4"W x 48"H
3	TRIPLE PANEL RAIL MTD. GRAPHIC (TRIPTYCH)	OWNER FURNISHED - GC INSTALLED	24"W x 48"H PANELS - 76" TOTAL WIDTH
4	MOUNTING RAIL	OWNER FURNISHED - GC INSTALLED	ALIGN TOP OF RAIL BRACKET w/ PAINT LINE. EXTEND WD BKG ENTIRE LENGTH MOUNTING RAIL TO MDU.
5	ILLUMINATED WALL MTD. GRAPHIC	OWNER FURNISHED - GC INSTALLED	11'4"W x 28"H - WALL ABOVE MDU; INSTALL OVER TILE
6	WALL MTD GRAPHIC	OWNER FURNISHED - GC INSTALLED	19'2"W x 28"H - BACK WALL ABOVE MDU; INSTALL OVER TILE
7	NOT USED		
8	ILLUMINATED WALL MTD. GRAPHIC w/ SIMULATED RAIL MOUNT - WELCOME TO YOUR CITY	OWNER FURNISHED - GC INSTALLED	21'6"W x 48"H

GENERAL NOTES:

- ALL WALLS TO BE CLEANED AFTER PAINTING OF CEILING TO REMOVE DRY PAINT RESIDUE. COMPLETE CLEANING PRIOR TO INSTALLATION OF OWNER FURNISHED GRAPHIC PACKAGE.
- REFER TO DRAWING A-603 FOR ALL FINISH CALL-OUTS.
- GC TO INSTALL OWNER FURNISHED INTERIOR GRAPHICS AND WALL MOUNTING. REFER TO INSTALLATION INSTRUCTIONS AND CUT SHEETS POSTED TO WWW.SHAREPOINT.COM FOR INTERIOR GRAPHICS. VENDOR INFO > SBP INTERIOR GRAPHICS; MILLWORK: VENDOR INFO > RIDDELY C; MILLWORK: VENDOR INFO > KPI CONCEPTS
- COORDINATE LOCATIONS OF ALL CONTROL POINTS WITH THE GRAPHICS PACKAGE TO MINIMIZE INTERFERENCE WITH THE GRAPHICS.
- ALL SALES AREA WALLS TO BE FREE OF ABANDONED DEVICE BOXES AND NO BLANK COVER PLATES AT EXPOSED EDGES.
- COORDINATE LAYOUT OF REFRIGERATION LINES WITH REFRIGERATION CONTRACTOR BEFORE ENCLOSING WALL CAVITY.



B1 Retail Interior Elevation
 SCALE: 1/4" = 1'-0"

PLOTTED: 5/18/2018 3:47 PM