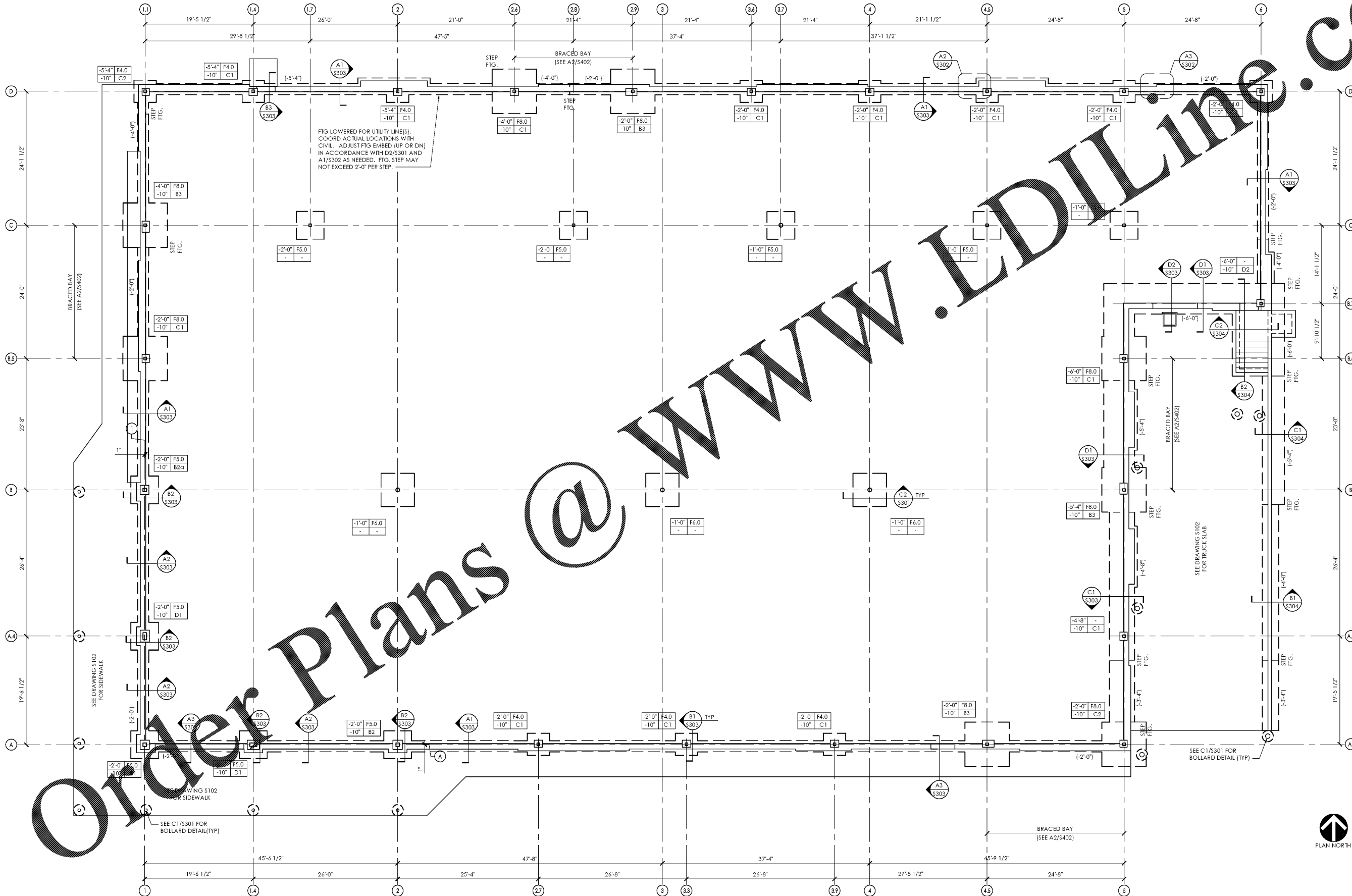
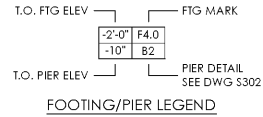


FOUNDATION PLAN
1/8" = 1'-0"

- ELEVATIONS IN FTG./PIER TAGS AND NOTED (-X'-X") ON PLAN ARE REFERENCED FROM FINISHED FLOOR DATUM ELEVATION. SEE GSM.
- WHERE LOCATION OF FOOTING STEP IS NOT DIMENSIONED, COORDINATE WITH UTILITY LINES. BOTTOM OF PERIMETER FOOTINGS SHALL BE AT LEAST 3'-4" BELOW LOWEST ADJACENT FINISHED GRADE/T.O. PAVEMENT.
- DO NOT SCALE DRAWINGS. SEE ARCHITECTURAL FLOOR PLANS FOR DIMENSIONS NOT INDICATED ON STRUCTURAL DRAWINGS.
- SECTIONS INDICATED ON PLAN ARE TYPICAL FOR SIMILAR CONDITIONS

- "C.J." = SUGGESTED WALL CONTROL JOINT LOCATIONS.
- TOP OF FOUNDATION WALL ELEVATION @ ALL DOORWAYS = (-0'-8").
- COORDINATE ALL EXISTING AND NEW UTILITY LINE LOCATIONS WITH SITE AND/OR MECH. DRAWINGS. REPORT ANY AND ALL INTERFERENCES WITH INTENDED FOUNDATION CONFIGURATIONS TO ENGINEER PRIOR TO INSTALLING FOUNDATIONS.


MARK	SIZE (W X L X H)	REINFORCING
F4.0	4'-0" X 4'-0" X 1'-0"	4 - #5 EA. WAY
F5.0	5'-0" X 5'-0" X 1'-0"	4 - #6 EA. WAY
F6.0	6'-0" X 6'-0" X 1'-0"	6 - #6 EA. WAY
F8.0	8'-0" X 8'-0" X 1'-6"	7 - #7 EA. WAY



Issued:	Date:
A Permit Set	12/05/17
B Client Review Set	05/03/18
C Bid Set	05/11/18
D	

Revisions:	Date:
1	
2	
3	
4	
5	
6	
7	
8	
9	

DO NOT SCALE PLANS
Copying, Printing, Software and other processes required to produce these prints on stretch or shrink the actual paper or layout. Therefore, scaling of this drawing may be inaccurate. Contact ms consultants with any need for additional dimensions or clarifications.



ms consultants, inc.
engineers, architects, planners
920 Main Campus Drive
Suite 430
Raleigh, NC 27606-5213
phone 919.772.5565
fax 919.779.2308

DRAWN BY: CLS
REVIEWED BY: CEM

Seal



ALDI Inc. Store #: 65
Charlotte, NC
6113 Idlewild Road
Charlotte, NC 28212
Mecklenburg County
Project Name & Location:

Foundation Plan	
Drawing Name:	Project No.
Prototype Rls. 09/07/17	40452-13
Type: LHSD-V8	S-101
Scale: As Noted	Drawing No.

PLOTTED: 5/11/2018 8:52 AM

Order Plans @ WWW.LDILine.com