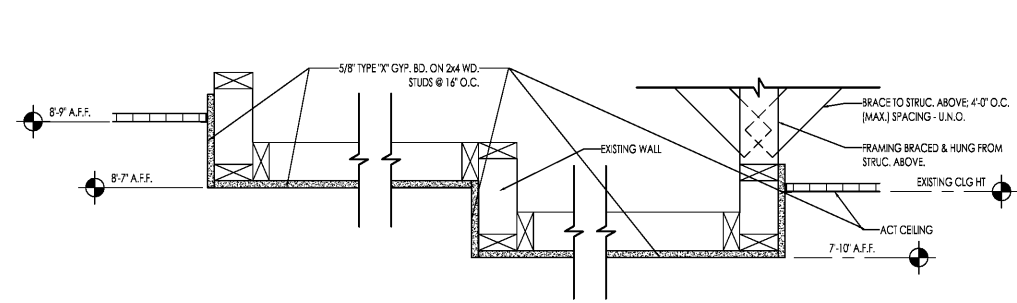
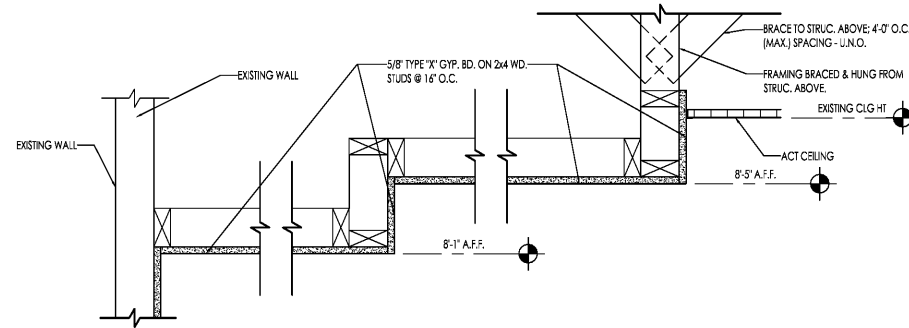


**RCP GENERAL NOTES:**

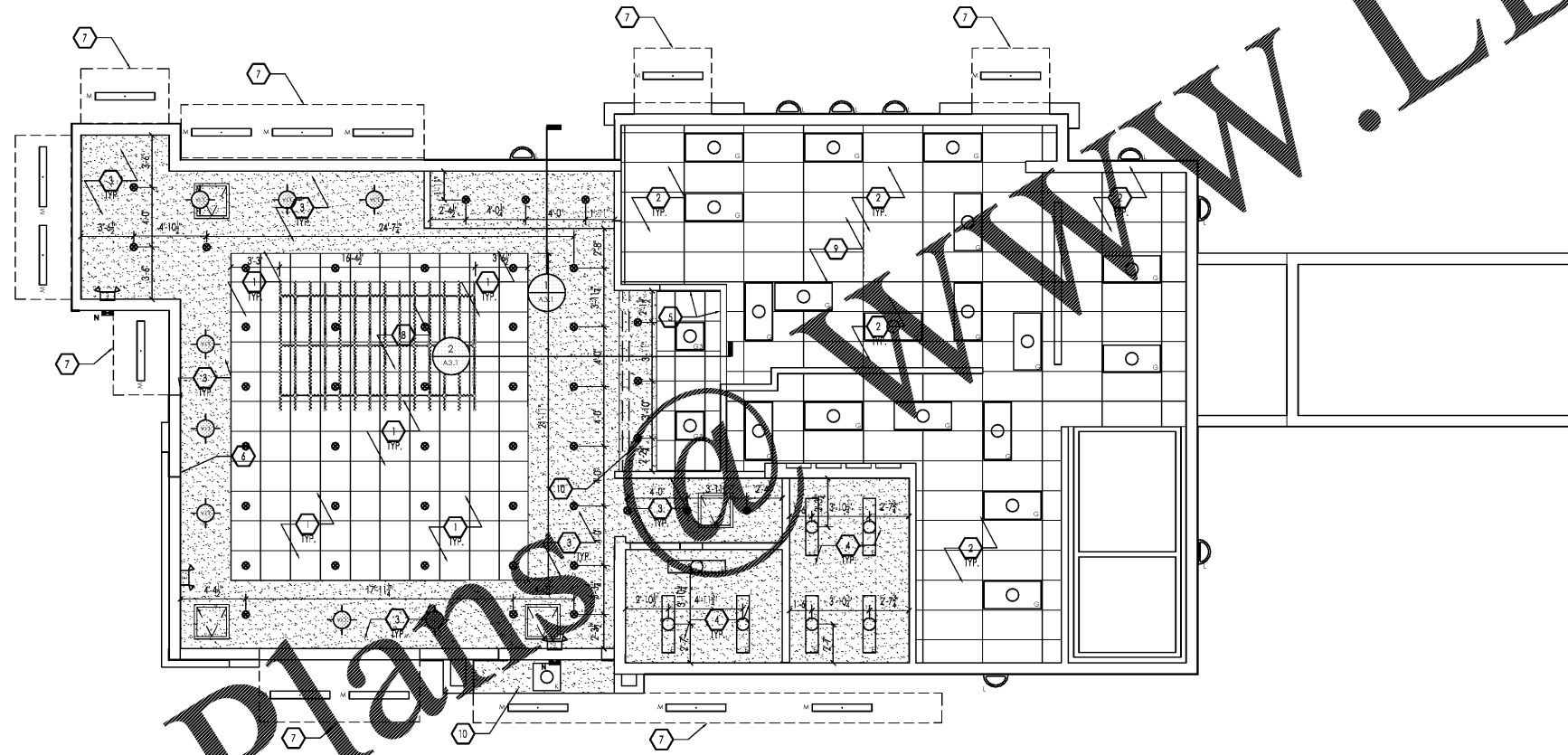
1. ALL DIMENSIONS SHOWN ON REFLECTED CEILING PLAN ARE FROM FACE OF WALL FINISH UNLESS NOTED OTHERWISE.
2. INDICATED HEIGHTS ON PLAN ARE FROM ABOVE FINISH FLOOR (A.F.F.).
3. G.C. TO REPLACE ALL EXISTING LIGHTING AS NOTED WITH FIXTURES FROM ENERGYWISE. CONTACT: JENNIFER WADDICK - 225-276-0021 - JENNIFER@ENERGYWISEMAIL.COM. COORDINATE FINAL FIXTURE LOCATION AND TYPE WITH OWNER AND LIGHTING VENDOR PRIOR TO INSTALL.
4. GC TO COORD. LIGHTING W/ INTERIOR DECOR (ID) DRAWINGS.
5. CONTRACTOR SHALL VERIFY FIXTURE QUANTITIES AND MAKE PROPER ADJUSTMENTS FOR ANY CHANGES IN PLAN DUE TO ADDITIONAL REQUIREMENTS, LOCAL CODES, ETC.
6. ALL FIXTURES SHALL BE LOCATED IN CENTER OF CEILING TILES UNLESS OTHERWISE NOTED. FIXTURES SHALL BE REPLACED APPROX. @ 1/2" C.A.S. OF EXIST. LIGHTS EXCEPT WHERE REPLACED / DISPLACED BY NEW CEILING ELEMENTS.
7. CONTRACTOR TO REMOVE AND RE-INSTALL ALL EXIST. CEILING EQUIPMENT AND LIGHTING NOT SHOWN (EXIT SIGNS, SPEAKERS, ETC.) AS REPAIR AND REPLACE FOR "LIKE NEW" FINISH AND AS FULLY WORKING.
8. G.C. TO PROVIDE ALL ELECTRICAL ENGINEERING DESIGN-BUILD AND TO VERIFY ALL LOADS AND CIRCUITS.
9. G.C. TO COORD. ANY AIR ROUTES WITH THESE PLANS AND DECOR VENDOR.
10. CONTRACTOR TO REMOVE CEILING SOFFIT IN THE KITCHEN & EMPLOYEE AREAS. PREPARE AREA FOR NEW CEILING.



**2 SOFFIT DETAIL @ SERVING COUNTER**  
 A3.1 SCALE: 1-1/2" = 1'-0"



**1 SOFFIT DETAIL**  
 A3.1 SCALE: 1-1/2" = 1'-0"



**REFLECTED CEILING PLAN**  
 SCALE: 1/8" = 1'-0"

**RCP KEYNOTES:**

1. REMOVE & REPLACE ALL EXISTING CEILING TILES & GRID.
2. REMOVE & REPLACE ALL EXISTING CEILING TILES & GRID @ KITCHEN / BACK HOUSE W/ NEW VINYL-COATED 2'X4' ACOUSTICAL CEILING TILES & GRID. CLEAN AND REPAINT HVAC SUPPLY & RETURN GRILLS. REMOVE AND REPLACE ALL LIGHT-FIXTURES. - SEE A3.2
3. NEW GYP. CEILING. -SEE INTERIOR DECOR
4. REMOVE AND REPLACE GYP. CEILING AT RESTROOMS AND PAINT 'CEILING WHITE'. GYP. ON 2X FRAMING @ 16" O.C. PROVIDE NEW DIFFUSERS & GRILLS.
5. MENU BULKHEAD - PAINT AS SPECIFIED AT ID DRAWINGS. PROVIDE STAINLESS STEEL (SST) END-CAP AT BASE OF BULKHEAD AND AT WALL-ENDS INTERSECTING BULKHEAD.
6. PROVIDE POWER AND CABLE CONNECTION FOR NEW TV. LOCATION
7. NEW MTL. CANOPY - SEE DRAWINGS @ A8.3 - G.C. TO PROVIDE LIGHTING AS SHOWN.
8. NEW INTERIOR DECOR CEILING TRAY - SEE INTERIOR DECOR DRAWINGS.
9. COOKING EXHAUST HOOD TO REMAIN.
10. EIFS CEILING @ NEW SOFFIT AREA - PAINT EP2

**RCP LEGEND:**

	TYPE M - WET LISTED 4' LED - LSI EG3-4-S-LED-HO-CW-UE OR APPROVED EQUAL W/ ENERGYWISE LAMP
	TYPE L - SURFACE MOUNT EXT. WALL SCONCE - ENERGYWISE - COLOR TO MATCH ALUM. STOREFRONT FRAMES
	ENERGYWISE RECESSED LED LIGHT FIXTURE - COORD. W/ DECOR AND OWNER
	TRELLIS ACCENT LIGHT BY DECOR VENDOR; GC TO PROVIDE WIRING AND ENERGYWISE TO PROVIDE LAMP THROUGH GC.
	DIRECTIONAL WALL-WASH ACCENT LIGHT BY ENERGYWISE; GC TO PROVIDE - COORD. W/ DECOR VENDOR
	DECORATIVE PENDANT LIGHT - SEE DECOR - W/ ENERGYWISE LED LAMP
	TYPE K - ENERGYWISE LED SOFFIT LIGHT
	INTERIOR EXIT SIGN W/ EMERGENCY LIGHTS
	EXTERIOR BATTERED POWERED EMERGENCY LIGHTS
	TYPE G - ENERGYWISE 2' X 4' RECESSED LED LIGHT FIXTURE
	TYPE G3 - ENERGYWISE 2' X 2' LED LIGHT FIXTURE
	TYPE E - ENERGYWISE 1' X 4' LED LIGHT FIXTURE
	LOCATION OF EXISTING AND NEW TVs - G.C. PROVIDE CABLE AND POWER AS REQUIRED. COORD. W/ DECOR AND OWNER
	SUSPENDED ACOUSTICAL CEILING TILE AND GRID
	VINYL COATED ACOUSTICAL CEILING TILE AND GRID
	GYPSON SOFFIT BOARD CEILING
	2'X2' ACCESS PANEL - GC TO PROVIDE & INSTALL

PROJECT #1702037	DATE	DESIGNED BY	DATE	CHECKED BY	DATE



**PREMIER KINGS, INC.**  
 5529 CARMICHAEL RD  
 MONTGOMERY, AL 36117  
 PHONE: (334) 312-0849

2126 Morris Avenue  
 Birmingham, AL 35203  
 Phone: (205) 322-1251  
 Fax: (205) 322-1778  
 email: info@huckstein.com  
 www.huckstein.com

**James M. Huckstein**  
 architect AIA



PROJECT #1702037  
 BURGER KING RENOVATION  
 154 S MAIN ST.  
 BAXLEY, GA 31513

Order Plans @ [www.LDinline.com](http://www.LDinline.com)