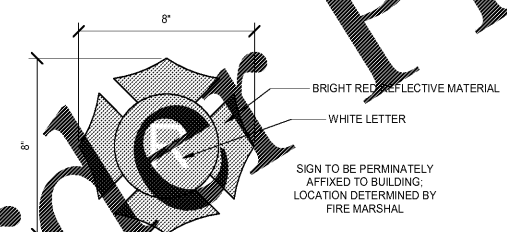
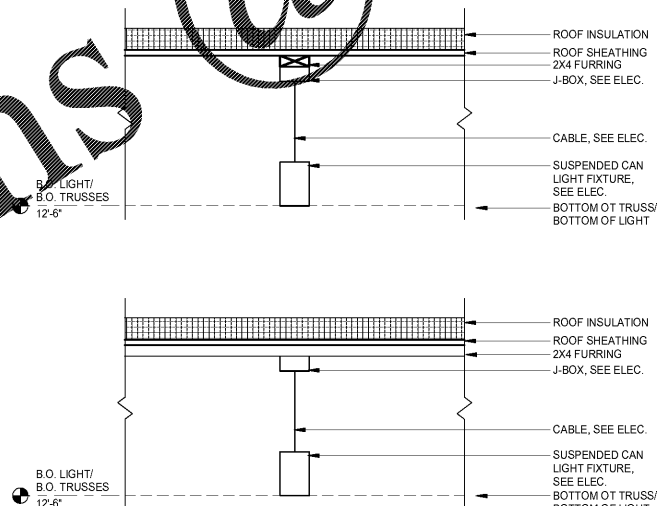
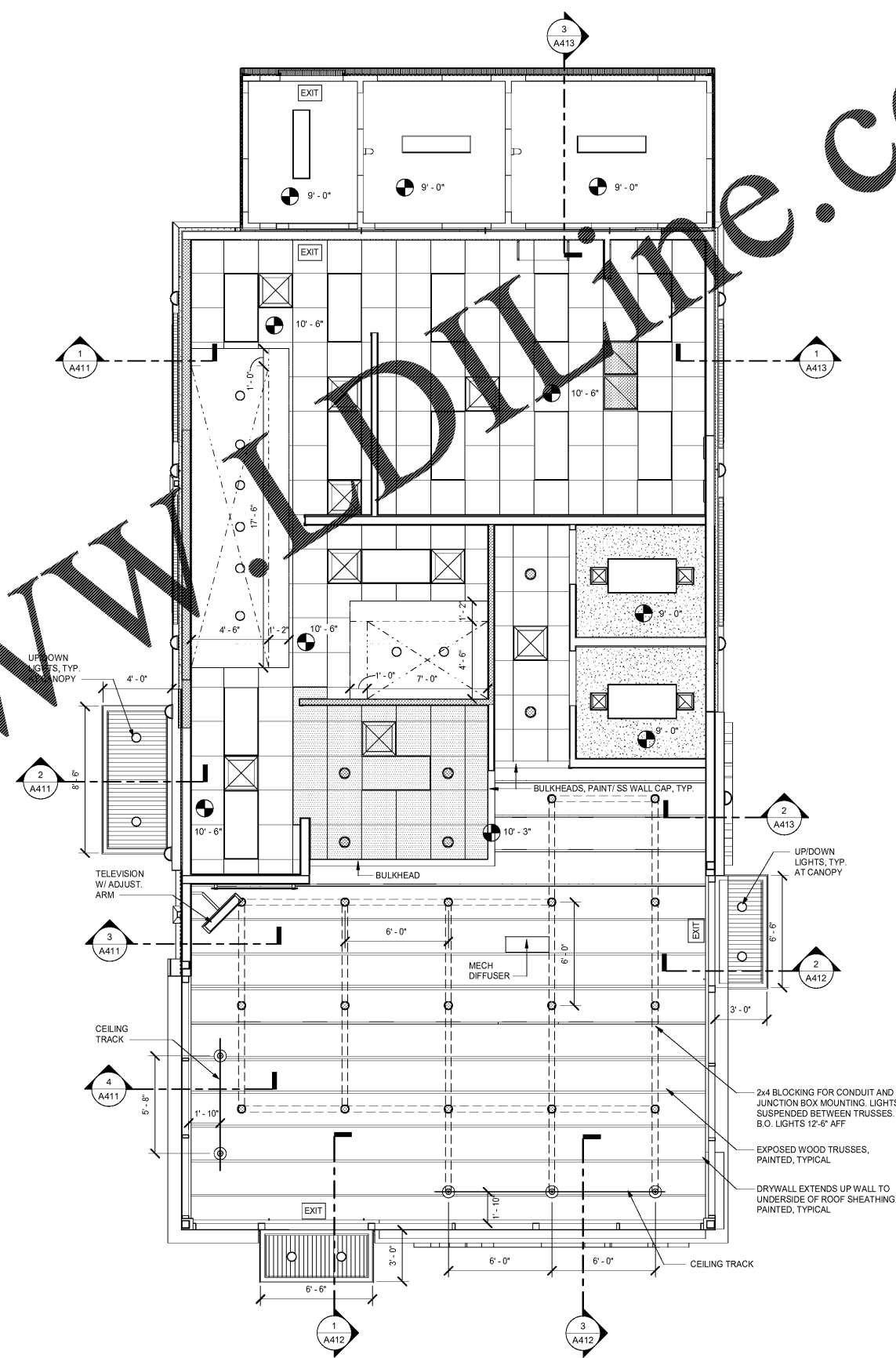


CEILING PLAN LEGEND	
	2X2 CEILING TILE/ GRID OR 2X4 CEILING TILE/ GRID
	LIGHT FIXTURE - SEE ELECTRICAL
	LIGHT FIXTURE - SEE ELECTRICAL
	RECESSED LIGHT FIXTURE - SEE ELECTRICAL
	PENDANT LIGHT FIXTURE - SEE ELECTRICAL
	MECHANICAL DIFFUSER - SEE MECHANICAL
	MECHANICAL RETURN - SEE MECHANICAL
	EXHAUST FAN - SEE MECHANICAL
	EXIT SIGN - SEE ELECTRICAL
	WASHABLE 2X2 CEILING TILE/ GRID OR 2X4 CEILING TILE/ GRID

- | CEILING PLAN NOTES |  |
|--------------------|--|
| 1.                 | LIGHTS, FIXTURES, EXIT SIGNS AND OTHER CEILING ACCESSORIES ARE SHOW FOR TYPE AND LOCATION ONLY. SEE ENGINEERING DRAWINGS FOR SPECIFICATION OF LIGHTING, HVAC DIFFUSERS, EMERGENCY LIGHTING, EXIT LIGHTS, POWER REQUIREMENTS, CIRCUITING, SWITCHING AND ALL OTHER ASSOCIATED INFORMATION. |
| 2.                 | ALL LIGHTING DIMENSIONS ARE TO CENTERLINE OF FIXTURE U.N.O.  |
| 3.                 | PROTECT LIGHT FIXTURES FROM DUST/DEBRIS DURING CONSTRUCTION. ALL LAMPS AND LENSES SHALL BE CLEANED BY CONTRACTOR PRIOR TO OCCUPANCY.   |
| 4.                 | CONTRACTOR SHALL PROVIDE ALL LAMPS, BALLAST, TRIM KITS, HOUSING HANGERS AND REFLECTORS FOR A COMPLETE FIXTURE INSTALLATION.  |
| 7.                 | ALL EXIT SIGN LOCATIONS SHOULD BE REVIEWED AND APPROVED BY THE INSPECTOR FOR THE LOCAL AUTHORITY HAVING JURISDICTION.  |
| 8.                 | CEILING TILES IN KITCHEN TO BE WHITE, UNPERFORATED, SMOOTH FINISH.   |
| 7.                 | ALL LIGHT FIXTURES SHALL MEET MINIMUM PROTECTIVE (WATER-PROOF) AND ILLUMINATION CRITERIA (50 FC) AS INDICATED IN FLOOR PLAN SECTIONS.  |
| 8.                 | LIGHT FIXTURES OCCURRING IN GWB CEILINGS SHALL BE CENTERED IN THE ROOM UNLESS NOTED OTHERWISE  |



**3 LIGHTWEIGHT ROOF TRUSS PLACARD**  
 SCALE: 3" = 1'-0"

**2 DETAIL - LIGHT FIXTURES**  
 SCALE: 1" = 1'-0"

**1 REFLECTED CEILING PLAN**  
 SCALE: 1/4" = 1'-0"

#ATL034  
 CONYERS, GA

*Krystal*

ISSUED FOR  
 CONSTRUCTION

1447 Highway 138  
 Conyers, Georgia 30012  
 Rockdale County, Georgia

Revisions		
#	Date	Description

Project Number: 18028  
 Issued for: CONSTRUCTION  
 Issue Date: 03/22/18

DRAWING TITLE  
**REFLECTED  
 CEILING PLAN**

SHEET NUMBER  
**A201**