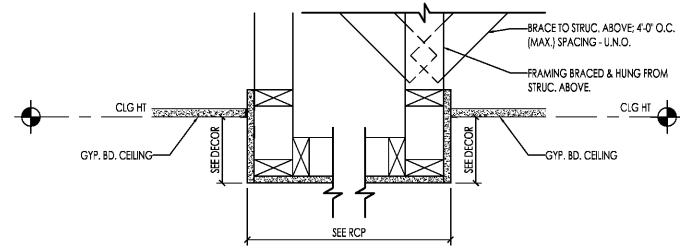
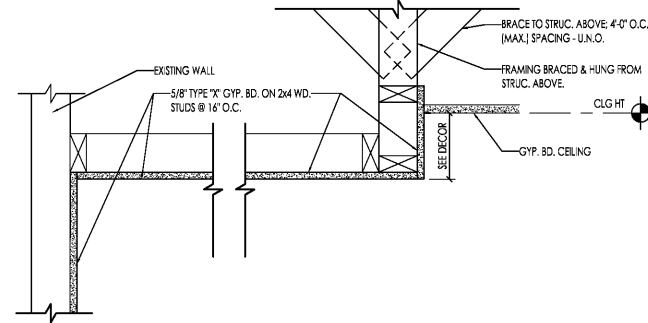


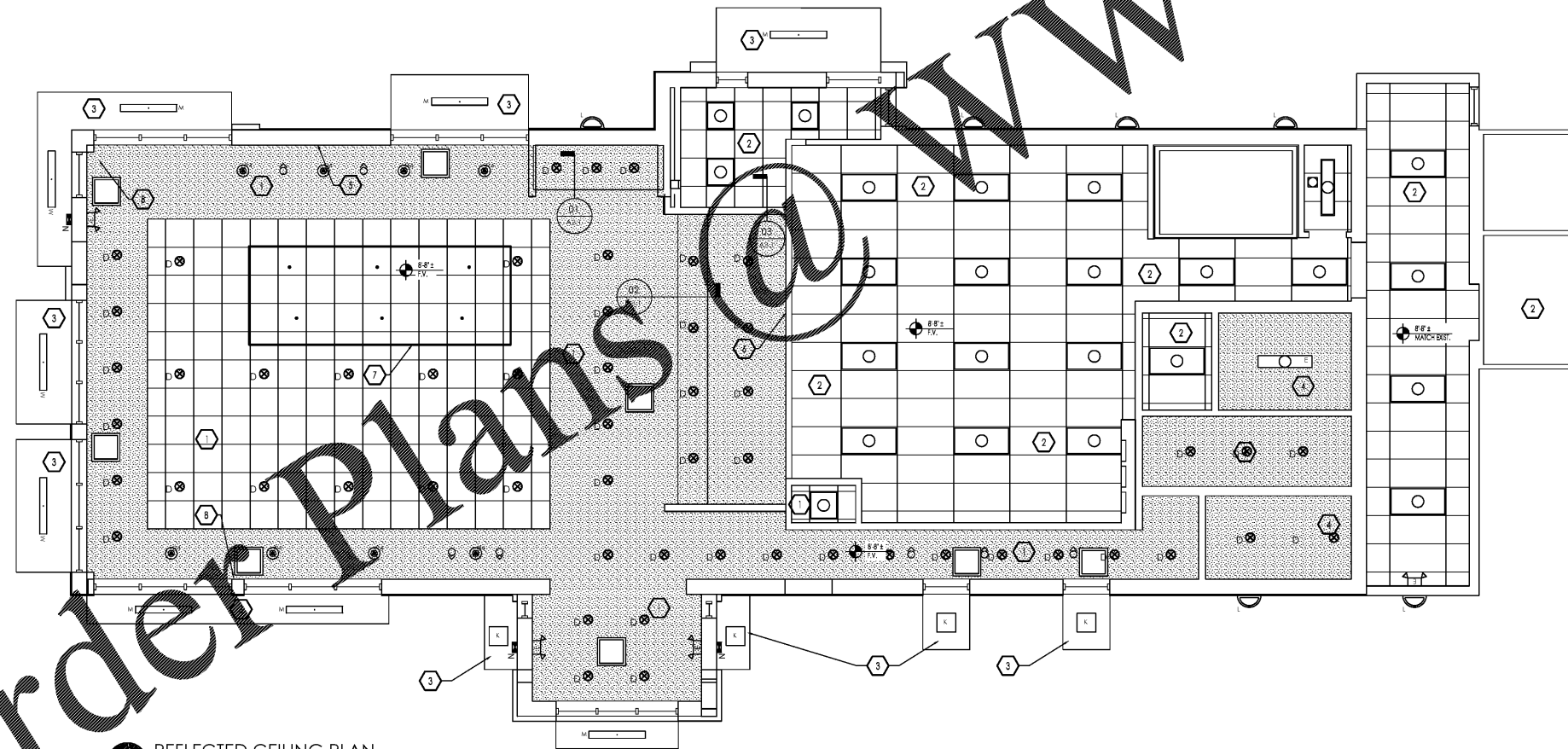
03 BULKHEAD DETAIL  
A3.1 SCALE: 1-1/2" = 1'-0"



02 SOFFIT DETAIL @ SERVING COUNTER  
A3.1 SCALE: 1-1/2" = 1'-0"



01 SOFFIT DETAIL  
A3.1 SCALE: 1-1/2" = 1'-0"



REFLECTED CEILING PLAN  
SCALE: 3/16" = 1'-0"

RCP GENERAL NOTES:

- ALL DIMENSIONS SHOWN ON REFLECTED CEILING PLAN ARE FROM FACE OF WALL FINISH UNLESS NOTED OTHERWISE.
- INDICATED HEIGHTS ON PLAN ARE FROM ABOVE FINISH FLOOR (A.F.F.).
- G.C. TO COORD. LIGHTING W/ INTERIOR DECOR (ID) DRAWINGS.
- CONTRACTOR SHALL VERIFY FIXTURE QUANTITIES AND MAKE PROPER ADJUSTMENTS FOR ANY CHANGES IN PLAN DUE TO ADDITIONAL REQUIREMENTS, LOCAL CODES, ETC.
- G.C. TO REPLACE ALL EXISTING LIGHTING AS NOTED WITH FIXTURES FROM ENERGYWISE. CONTACT: JENNIFER WADDICK - 225-276-0021 - JENNIFER@ENERGYWISEMAIL.COM. COORDINATE FINAL FIXTURE LOCATION AND TYPE WITH OWNER AND LIGHTING VENDOR PRIOR TO INSTALL.
- ALL FIXTURES SHALL BE LOCATED IN CENTER OF CEILING TILES UNLESS OTHERWISE NOTED. FIXTURES SHALL BE RE-PLACED APPROX. @ LOCATIONS OF EXIST. LIGHTS.
- FOR FINISH SPECIFICATIONS SEE FINISH SCHEDULE ON ID SHEETS.
- CONTRACTOR TO RE-INSTALL ALL EXISTING CEILING-MOUNTED ITEMS (I.E. EXIT SIGN, SPEAKER, ETC.) AS REQ'D.
- REPAIR & REPLACE EXIST. EXIT SIGNAGE & LIGHTING AS REQUIRED. VERIFY CONDITIONS, REPAIR & REPLACE EXIST. SPEAKER GRILLS AS REQ'D FOR "LIKE NEW" FINISH.
- G.C. TO PROVIDE ALL ELECTRICAL ENGINEERING AS DESIGN-BUILD AND TO VERIFY LOADS AND CIRCUITS. COORD. ADDED OUTLETS WITH THESE PLANS AND DECOR VENDOR.
- G.C. TO PROVIDE ELECTRICAL OUTLETS AS SHOWN (SCID) @ 18" ON FLOOR UNLESS OTHERWISE NOTED.

RCP KEY NOTES:

- EXISTING ACCT CEILING TILES, DOWNLIGTS, DOWNLIGHTS & GRID TO BE REMOVED & REPLACED @ DINING - ALSO @ CORRIDOR & SERVICE CORRIDOR. SEE INT. DECOR FOR NEW FINISH.
- REMOVE & REPLACE EXISTING CEILING TILES, DIFFUSERS, GRILLS & GRID @ KITCHEN, DRIVE-THRU & BACK OFFICE (INCL. OVER MOP) THROUGHOUT NEW ADDITION! W/ NEW VINYL-COATED ACOUSTIC CEILING TILE & GRID. REPLACE HVAC SUPPLY & RETURN GRILLS W/ NEW. REMOVE AND REPLACE ALL LIGHT-FIXTURES.
- PROVIDE NEW CANOPY AND WALL SCONCE LIGHTS; USE REMOVED MANSARD SOFFIT CIRCUIT FOR NEW LIGHTING; G.C. TO PROVIDE ALL ELECTRICAL DESIGN-BUILD AND TO VERIFY ALL LOADS AND CIRCUITS.
- REMOVE AND REPLACE GYP. CEILING AT RESTROOMS & OFFICE AND PAINT 'CEILING WHITE'. GYP. ON NEW FRAMING @ 16" O.C. - PROVIDE NEW SPRINKLER ESCUTCHEON COVER PLATES (AS APPLICABLE), MECHANICAL SUPPLY/RETURN GRILLS, ETC.
- PROVIDE POWER AND CABLE CONNECTION FOR NEW TV LOCATION.
- MENU BULKHEAD - PAINT AS SPECIFIED AT ID DRAWINGS. PROVIDE STAINLESS STEEL (SS) END-CAP AT BASE OF BULKHEAD AND AT WALL-ENDS INTERSECTING BULKHEAD.
- NEW INTERIOR DECOR CEILING TRAY - SEE DECOR SHEETS.
- LOCATION OF NEW TV'S - COORD. W/ DECOR SHEETS.

RCP LEGEND:

- M TYPE M - ENERGYWISE - WET LISTED 4' LED CANOPY FIXTURE
- L TYPE L - ENERGYWISE - SURFACE MOUNT EXT. WALL SCONCE - COLOR TO MATCH ALUM. STOREFRONT FRAMES
- N TYPE N - ENERGYWISE - LED WALL PAK
- SC-1L TYPE SC-1L - WALL SCONCE - COORD. W/ DECOR VENDOR
- D TYPE D - ENERGYWISE LED RECESSED DOWNLIGHT FIXTURE - COORD. W/ DECOR VENDOR
- P4 TYPE P4 - ENERGYWISE LED 19' BULB (IN PENDANT FIXTURE AS SPECIFIED BY DECOR VENDOR) - COORD. W/ DECOR VENDOR.
- B-1L TYPE B - SCONCE LIGHTS - BESA LIGHT "TAMBURGO" GARNET 704241-SN-LMFL W/ GU-24 LAMP(S) NOTE: COORDINATE LOCATION AND QUANTITY WITH DECOR SUPPLIER. 6'-4"A.F.F. TO BOTTOM OF LIGHT.
- B-2L TYPE B-2L - CEILING MOUNTED PENDANT LIGHT - BESA LIGHTING - 1JT-169741-GU24-SN-BK-6-LL
- K TYPE K - ENERGYWISE RECESSED MOUNT EXT. SOFFIT LIGHT - USE EXIST. SOFFIT CIRCUIT; VERIFY LOAD AND ELEC.
- D-1 WALL WASHER TO ILLUMINATE ART BY G.C.
- J TYPE J - GOOSE NECK EXT. FIXTURE - STONCO - X1AFB132K1YFBQ1E - XPRESSIVES SERIES 4' LINEAR FLUOR. MARKED FOR WET LOCATION; ARM STYLE SL4 W/ ACS3XX CABLE SUPPORT - USE EXIST. SOFFIT CIRCUIT; VERIFY LOAD AND ELEC.
- G TYPE G - ENERGYWISE 2' X 4' LED LIGHT FIXTURE
- E TYPE E - ENERGYWISE - 1' X 4' LED LIGHT FIXTURE
- G3 TYPE G3 - ENERGYWISE 2' X 2' LED LIGHT FIXTURE
- G4 TYPE G4 - ENERGYWISE 2' X 4' LED LIGHT FIXTURE (4000K)
- TV LOCATION OF EXISTING AND NEW TV'S - G.C. PROVIDE CABLE AND POWER AS REQUIRED. COORD. W/ DECOR AND OWNER
- 2'X2' SUSPENDED ACOUSTICAL CEILING TILE AND GRID
- GYP SUM SOFFIT BOARD CEILING
- N EXTERIOR EMERGENCY LIGHT - DAMP RATED LED LIGHT WIRED TO SAME-CIRCUIT AS INTERIOR & PROVIDED W/ INTERNAL BATTERY BACKUP.
- NEW ELECTRICAL OUTLET PROVIDE PER INTERIORS PLAN.
- RECESSED LIGHT FIXTURE
- HVAC RETURN
- HVAC DIFFUSER
- 24" X 24" ACCESS PANEL

NO.	DATE	BY	CHK'D BY	REVISION
01	05/11/18	BO/PERMIT SET		
02				
03				
04				
05				
06				
07				



PREMIER HOLDINGS OF GEORGIA, LLC  
3838 Stewart Road, Unit A  
Doraville, GA 30040

2126 Morris Avenue  
Atlanta, GA 30329  
Phone: (770) 322-1751  
Fax: (770) 322-1778  
email: info@haha.com  
www.haha.com

James M. Buckstein  
architect AIA  
architecture • planning • interior design



PROJECT #17021.5  
MAYCE 2020 - JULY 2012 24 SQUARES  
BURGER KING  
998 SUNSET BLVD.  
JESUP, GA 31545  
REFLECTED CEILING PLAN