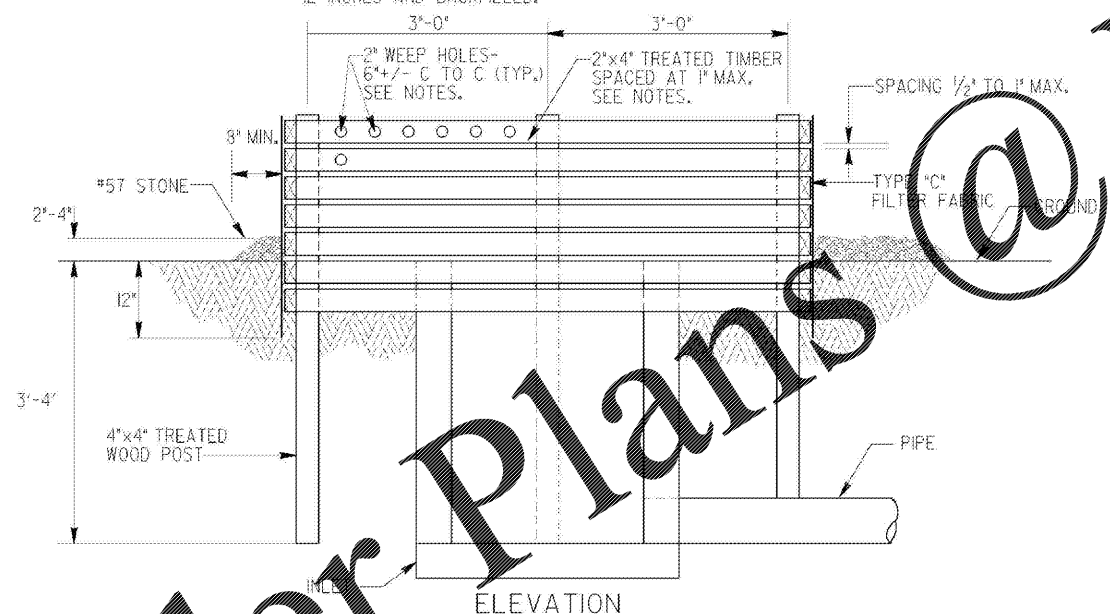


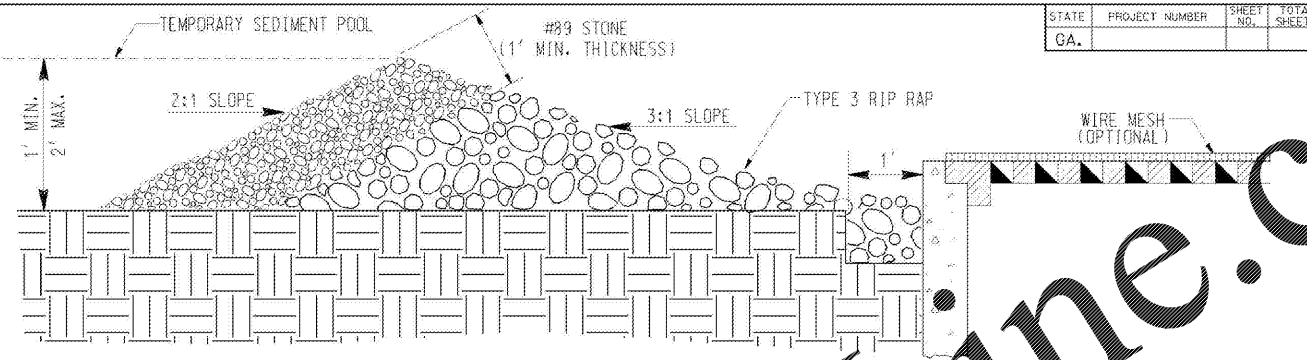
NOTES:

BAFFLE BOX SHALL BE CONSTRUCTED OF 2"x4" TREATED TIMBER SPACED A MAXIMUM OF 1' APART OR OF PLYWOOD WITH WEEP HOLES 2" IN DIAMETER PLACED APPROXIMATELY 6" ON CENTER VERTICALLY AND HORIZONTALLY.

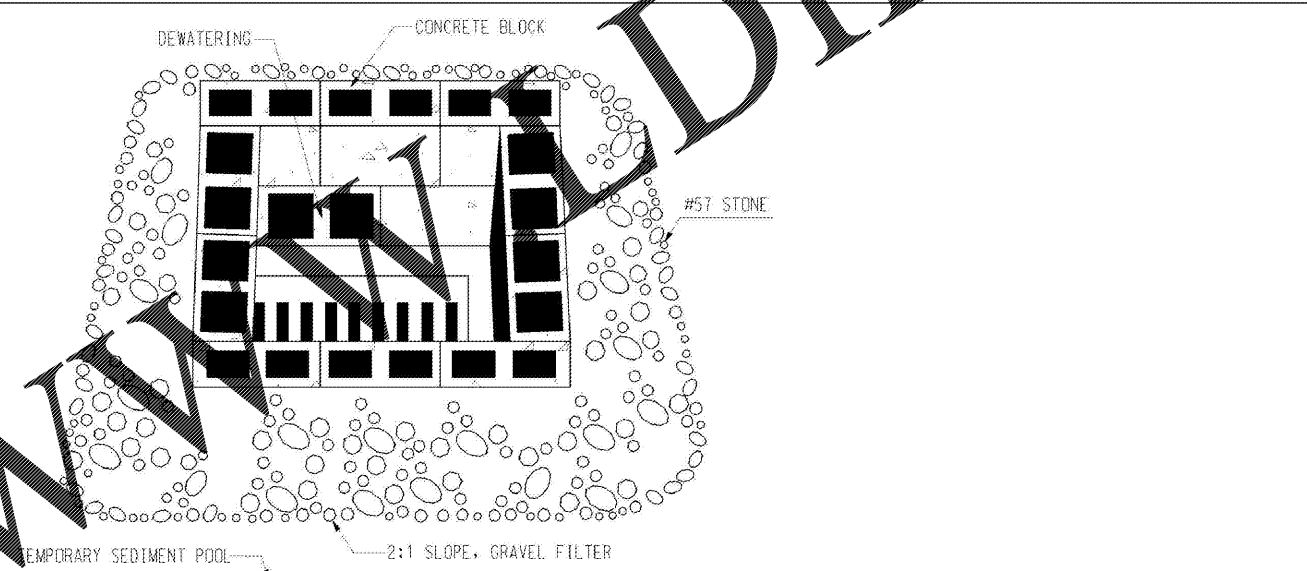
GRAVEL SHALL BE PLACED OUTSIDE THE BOX, ALL AROUND THE INLET, TO A DEPTH OF 2 TO 4 INCHES. THE ENTIRE BOX SHALL BE WRAPPED IN TYPE "C" FILTER FABRIC THAT SHALL BE ENTRENCHED 12 INCHES AND BACKFILLED.



BAFFLE BOX (Sd2-B)



GRAVEL DROP INLET PROTECTION (GRAVEL DONUT) Sd2-G



BLOCK & GRAVEL DROP INLET PROTECTION (Sd2-Bg)

BASIS OF PAYMENT:
CONSTRUCT AND REMOVE INLET SEDIMENT TRAP _____ EACH

DEPARTMENT OF TRANSPORTATION STATE OF GEORGIA	
CONSTRUCTION DETAIL INLET SEDIMENT TRAPS	
BAFFLE BOX Sd2-B	
BLOCK AND GRAVEL DROP INLET PROTECTION Sd2-Bg	
GRAVEL DROP INLET PROTECTION Sd2-G	
NO SCALE	MAY 2008
BY	NUMBER D-42

ATKINS
1600 RIVEREDGE PARKWAY, NW
SUITE 700
ATLANTA, GEORGIA 30328
770-933-0280

PROPERTY AND EXISTING R/W LINE
REQUIRED R/W LINE
CONSTRUCTION LIMITS
EASEMENT FOR CONSTRUCTION
& MAINTENANCE OF SLOPES
EASEMENT FOR CONSTR. OF SLOPES
EASEMENT FOR CONSTR. OF DRIVES
HISTORICAL PARCEL
BEGIN LIMIT OF ACCESS
END LIMIT OF ACCESS
EXIST. LIMIT OF ACCESS
RETRO. R/W & LIMIT OF ACCESS

SANDY SPRINGS
GEORGIA

JOB NO. 00625500
DRAWN KMM
DESIGNED KMM
CHECKED JDB
QC JDB

REGISTERED PROFESSIONAL ENGINEER
KATHLEEN M. BRIDGES
No. 032242
2/16/18
GSWCC LEVEL II CERTIFICATION NO.
0000021847 / EXP. DATE: 11/04/2018

DATE	REVISIONS

CITY OF SANDY SPRINGS
PUBLIC WORKS
EROSION CONTROL
CONSTRUCTION DETAILS
DUDLEY LANE SIDEWALK
PROJECT (T.O. 16-024)

DRAWING NO.
56-07