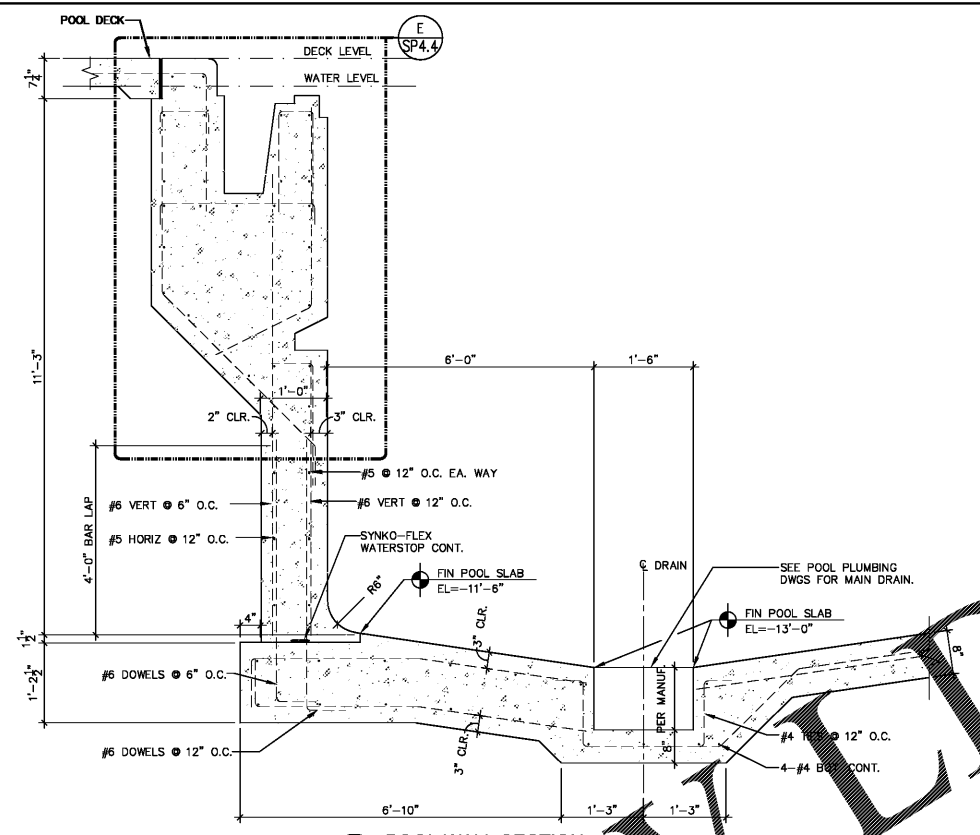
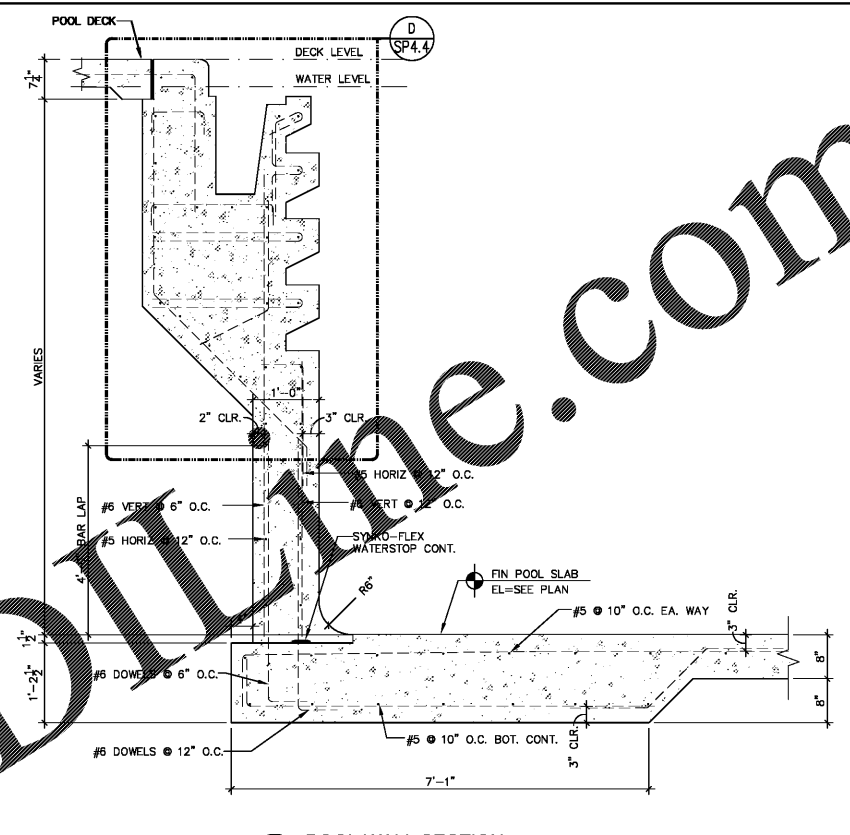


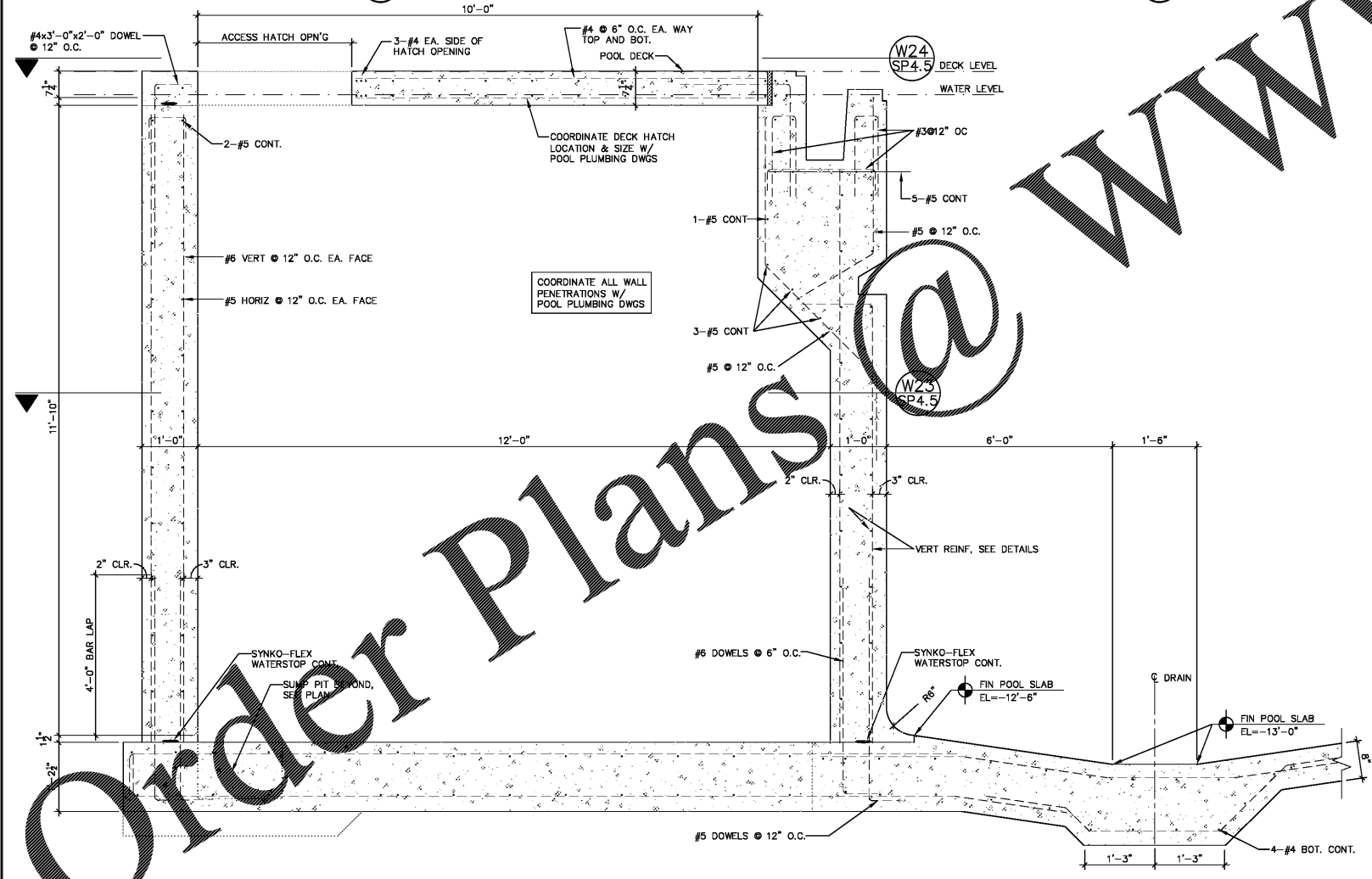
W20 POOL WALL SECTION
SCALE: 3/4" = 1'-0"



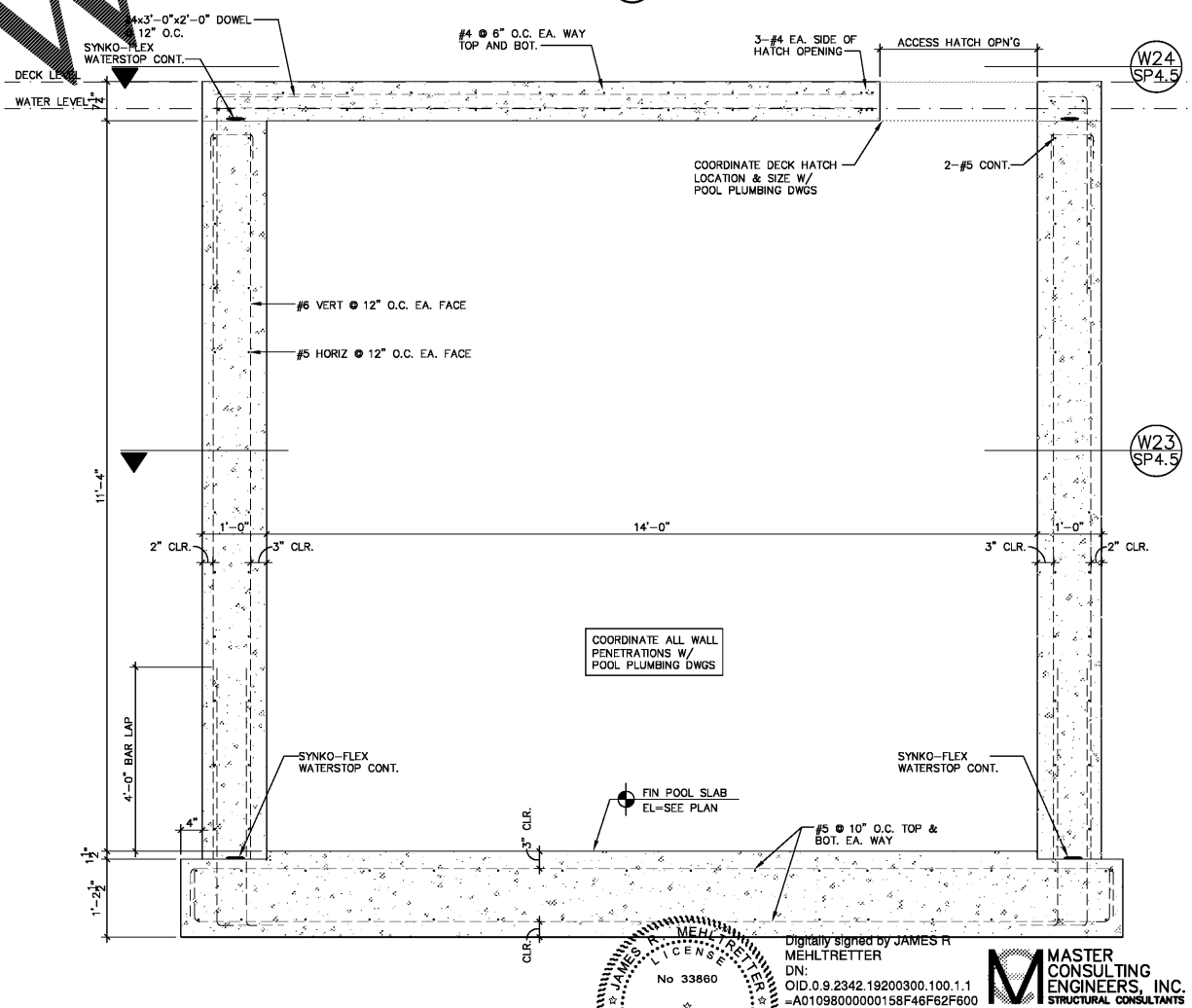
W19 POOL WALL SECTION
SCALE: 3/4" = 1'-0"



W18 POOL WALL SECTION
SCALE: 3/4" = 1'-0"



W21 COMPETITION POOL SURGE TANK SECTION
SCALE: 3/4" = 1'-0"



W22 COMPETITION POOL SURGE TANK SECTION
SCALE: 3/4" = 1'-0"

Order Plans @ WWW.LDOnline.com

Kimley-Horn
2201 West Royal Lane, Suite 275, Irving, Texas 75063
Phone: 972.422.2200
FLORIDA REGISTERED ENGINEERING FIRM #99
FLORIDA REGISTERED LANDSCAPE ARCHITECTURE FIRM LC-C000219
© 2017 KIMLEY-HORN AND ASSOCIATES, INC.




**BUTLER PARK
AQUATIC CENTER
CITY OF NORTHPORT, FL**

POOL WALL SECTIONS

Scale:	AS SHOWN
Designed by:	SL
Drawn by:	JW
Checked by:	JRM
Date:	DECEMBER 2017
Project No.:	48285014

SHEET
SP4.3



Digitally signed by JAMES R MEHLRETTER
DN:
OID.0.9.2342.19200300.100.1.1
=A0109800000158F46F62F600
000CB7CN=JAMES R
MEHLRETTER, O=IdenTrust
ACES Unaffiliated Individual,
C=US
Date: 2017.12.15 12:54:40-05'00'

MASTER CONSULTING ENGINEERS, INC.
STRUCTURAL CONSULTANTS
5523 WEST CYPRESS ST., #200
TAMPA, FLORIDA 33607
813.287.3600 FAX 813.287.3822
www.mce-engineers.com
THIS DRAWING AND ALL INFORMATION CONTAINED HEREIN IS THE SOLE PROPERTY OF MASTER CONSULTING ENGINEERS, INC. NO PART OF THIS DRAWING OR INFORMATION CONTAINED HEREIN IS TO BE REPRODUCED, COPIED, ALIENED, LOANED, RENTED, OR IN ANY MANNER DISSEMINATED WITHOUT THE WRITTEN CONSENT OF MASTER CONSULTING ENGINEERS, INC.
CA: 8426 PROJ NO. 3104-056
© COPYRIGHT 2017