

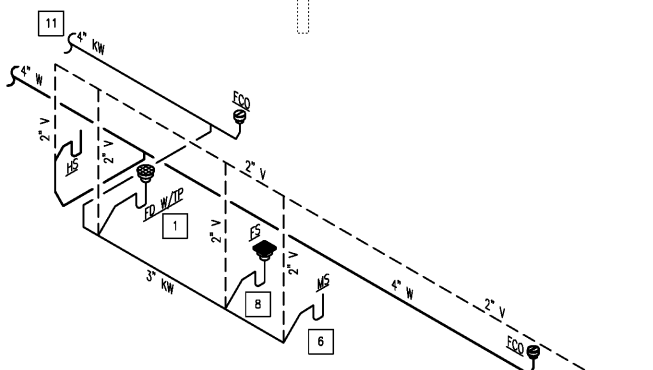
1 PLUMBING SANITARY/VENT PLAN
SCALE: 1/4" = 1'-0"

DRAINAGE FIXTURE UNITS SCHEDULE

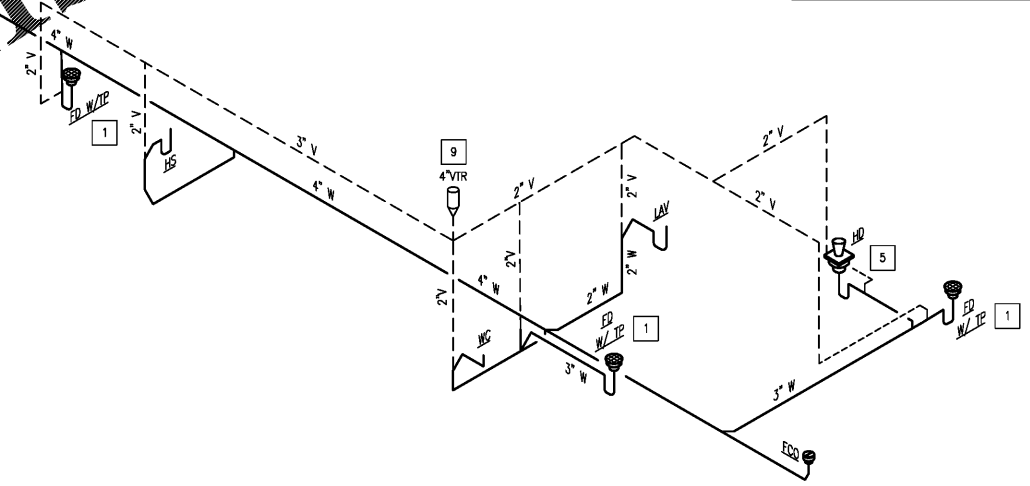
TYPE OF FIXTURE	FIXTURE DESIGNATION	QTY	FIX. UNITS (DRAIN)	MINIMUM FIXTURE DRAIN SIZE	TOTAL FIX. UNITS
HAND SINK	HS	2	1.0	1-1/4"	2.0
FLOOR DRAIN	FD	6	5.0	2"	30.0
EXIST. SINK			5.0	2"	5.0
LAVATOR	LAV	1.0	1-1/4"	1.0	
WATER CLOSET	WC	1	4.0	4"	4.0
MOP SINK	MS	1	2.0	1-1/2"	2.0
TOTAL DRAINAGE FIXTURE UNITS:					44

- WASTE PLAN KEYED NOTES:**
- PROVIDE FLOOR DRAIN WITH TRAP PRIMER. SEE DETAIL SHEET P3.0
 - FIELD LOCATE AND CONNECT TO EXISTING 4" SANITARY WASTE STUB PROVIDED BY LANDLORD SHELL BUILDING DRAWINGS. VERIFY EXACT SIZE, LOCATION, FLOW AND INVERT PRIOR TO INSTALLATION. FIELD VERIFY EXACT LOCATION PRIOR TO BID.
 - FIELD LOCATE AND CONNECT TO EXISTING 4" KITCHEN GREASE WASTE STUB PROVIDED BY LANDLORD SHELL BUILDING DRAWINGS. VERIFY EXACT SIZE, LOCATION, FLOW AND INVERT PRIOR TO INSTALLATION. FIELD VERIFY EXACT LOCATION PRIOR TO BID.
 - OVERHEAD PIPING FOR CHILLER EVAPORATOR CONDENSATE. PROVIDE HEAT TRACE AND 1" INSULATION BY COOLER SUPPLIER.
 - CONDENSATE DRAINAGE FROM FREEZER AND COOLER TO ROUTE TO NEAREST HUB DRAIN.
 - ROUTE INDIRECT DRAIN LINES FROM WATER HEATER TO MOP SINK.
 - PROVIDE FLOW CONTROL ON OUTLET OF EACH 3-COMP SINK, MANIFOLD OUTLETS DISCHARGE FROM 3-COMPARTMENT SINK TO FLOOR SINK VIA INDIRECT WASTE LINE WITH 3" AIR GAP.
 - 3" FLOOR SINK
 - PROVIDE NEW 4" VTR. VERIFY TERMINATION IS A MINIMUM OF 10'0" FROM ALL OUTSIDE AIR INTAKES.
 - OVERHEAD PIPING FOR COOLER EVAPORATOR CONDENSATE. PROVIDE HEAT TRACE AND 1" INSULATION BY COOLER SUPPLIER.
 - TO EXISTING EXTERIOR 1500 GALLON GREASE TRAP.

- GENERAL NOTES:**
- DRAWINGS ARE DIAGRAMMATIC ONLY AND REPRESENT THE GENERAL SCOPE OF THE WORK. PRIOR TO SUBMITTING BID, VISIT THE JOB SITE TO OBSERVE THE EXISTING CONDITIONS OF THE PROJECT. REVIEW GENERAL NOTES, SPECIFICATIONS AND PLANS FOR ADDITIONAL REQUIREMENTS THAT MAY NOT BE SPECIFICALLY CALLED OUT IN THIS PORTION OF THE CONSTRUCTION DOCUMENTS. NOTIFY ARCHITECT OF ANY CONFLICTS OR DISCREPANCIES PRIOR TO SUBMISSION OF BID.
 - PROVIDE A CONSTRUCTION RECORD SET OF AS BUILT DOCUMENTS TO THE OWNER REFLECTING ANY VARIANCES OF INSTALLED PIPING LOCATIONS OR EQUIPMENT CONTRARY TO THE CONSTRUCTION DOCUMENTS.
 - PROVIDE TO THE OWNER A COPY OF INSPECTION REPORTS AND APPROVAL CERTIFICATES FROM LOCAL AND STATE INSPECTIONS, REFER TO SPECIFICATIONS.
 - INSTALLATION SHALL COMPLY WITH LEGALLY CONSTITUTED CODES AND THE REQUIREMENTS OF AUTHORITIES HAVING JURISDICTION AND ALSO MEET ALL REQUIREMENTS OF THE LANDLORD. OBTAIN A COPY OF THE LANDLORD'S REQUIREMENTS AND REVIEW PRIOR TO SUBMITTING BID.
 - PLANS AND SPECIFICATION GOVERN WHERE THEY EXCEED CODE REQUIREMENTS.
 - VERIFY LOCATION AND DEPTH OF UTILITIES AT POINTS OF CONNECTION BEFORE START OF PIPING INSTALLATION.
 - REFER TO ARCHITECTURAL PLANS FOR EXACT LOCATION AND MOUNTING HEIGHTS OF PLUMBING FIXTURES.
 - DO NOT SCALE FLOOR PLANS FOR EXACT HORIZONTAL LOCATION OF PIPE ROUTING.
 - INSTALL CONCEALED PIPING TIGHT TO THE STRUCTURE AND AS HIGH AS POSSIBLE. INSTALL EXPOSED PIPING TIGHT TO THE STRUCTURE, WALL OR CEILING AND AS HIGH AS POSSIBLE. COORDINATE WITH OTHER TRADES TO AVOID CONFLICTS
 - PIPING VALVES SHALL BE LINE SIZE UNLESS OTHERWISE NOTED
 - PIPING IN FINISHED AREAS SHALL BE ROUTED CONCEALED.
 - COORDINATE ALL WORK WITH OTHER TRADES AND CONTRACTORS.
 - NO PLASTIC PVC PIPING IS PERMITTED EXCEPT FOR SANITARY UNDERGROUND.
 - INSPECT AND TEST ALL EXISTING SANITARY SEWER LINES AND WATER SUPPLY LINES, REPAIR OR REPLACE AS REQUIRED.
 - ROOF PENETRATIONS SHALL BE COORDINATED WITH LAND LORD TO MAINTAIN ROOF WARRANTY.
 - CONTRACTOR TO PROVIDE ALL SLAB CUTTING FOR INSTALLATION OF ALL UNDERGROUND PLUMBING AND EQUIPMENT. FIELD VERIFY ALL EXISTING PLUMBING CONNECTIONS, INVERTS, ETC., PRIOR TO BID. PROVIDE COST FOR REPATCH OF FLOOR TO "LIKE NEW" CONDITION.
 - PITCH ALL CONDENSATE PIPING AT A MINIMUM OF 1/4" PER LINEAR FOOT OF PIPING.

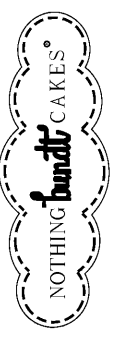


SANITARY/VENT RISER DIAGRAM
SCALE: NONE



Order Plans @

04.11.18 PERMIT SUBMIT
04.04.18 OWNER REVIEW
NO. DATE REMARKS
REVISIONS



CREEKSIDE PLAZA
4110 N MT. JULIET RD.
MT. JULIET, TN 37122

PROJECT NO: 2018.0044
DATE: 04.11.18

P2.0

PLUMBING
SANITARY/VENT
PLAN
CHECKED: MFG DRAWN: JMA

COPYRIGHT © 2016 INTERPLAN LLC. RESERVE COPYRIGHT & OTHER RIGHTS RESTRICTING THESE DOCUMENTS TO THE ORIGINAL SET OR TAPOR COPY WHICH THEY WERE PREPARED. REPRODUCTIONS, CHANGES OR ASSIGNMENTS ARE PROHIBITED.