


SEAL:  
THIS DOCUMENT IS NOT FOR CONSTRUCTION  
UNLESS THE ARCHITECT OR ENGINEER'S  
SIGNATURE AND SEAL APPEAR BELOW



David G. Boyce  
Digitally signed by David G. Boyce  
Date: 2018.04.11 14:23:19 -0400

**SYMBOLS LEGEND**

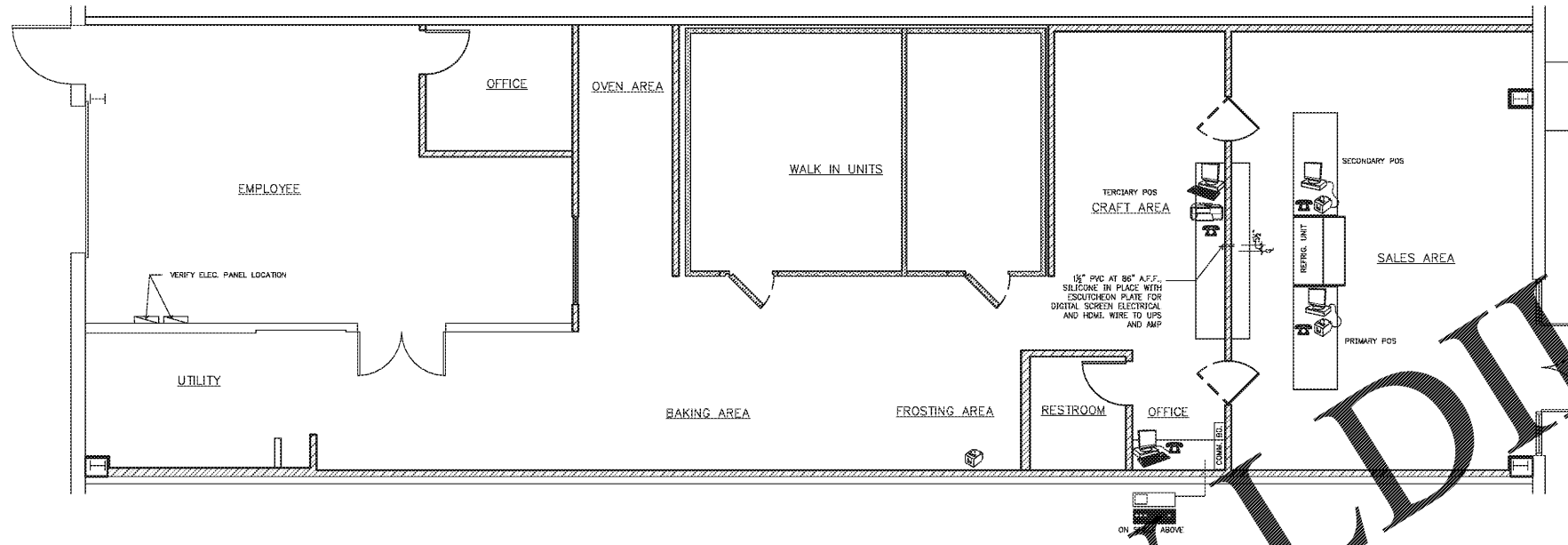
MARK	DESCRIPTION
	JACK & OUTLET IN CEILING FOR IP (SECURITY) CAMERA WITH COILED 10' FLEX. CONDUIT FOR SECURITY CAMERA ON SEPARATE CIRCUIT (IF REQUIRED).
	PHONE / FAX
	PHONE ONLY
	(2) CAT 5 - DATA
	CEILING SPEAKER
	MEDIA PLAYER
	POINT OF SALES
	COMPUTER
	RECEIPT / TICKET PRINTER
	TELEPHONE
	ALL IN ONE PURPOSE PRINTER / FAX / SCAN

**NOTES:**

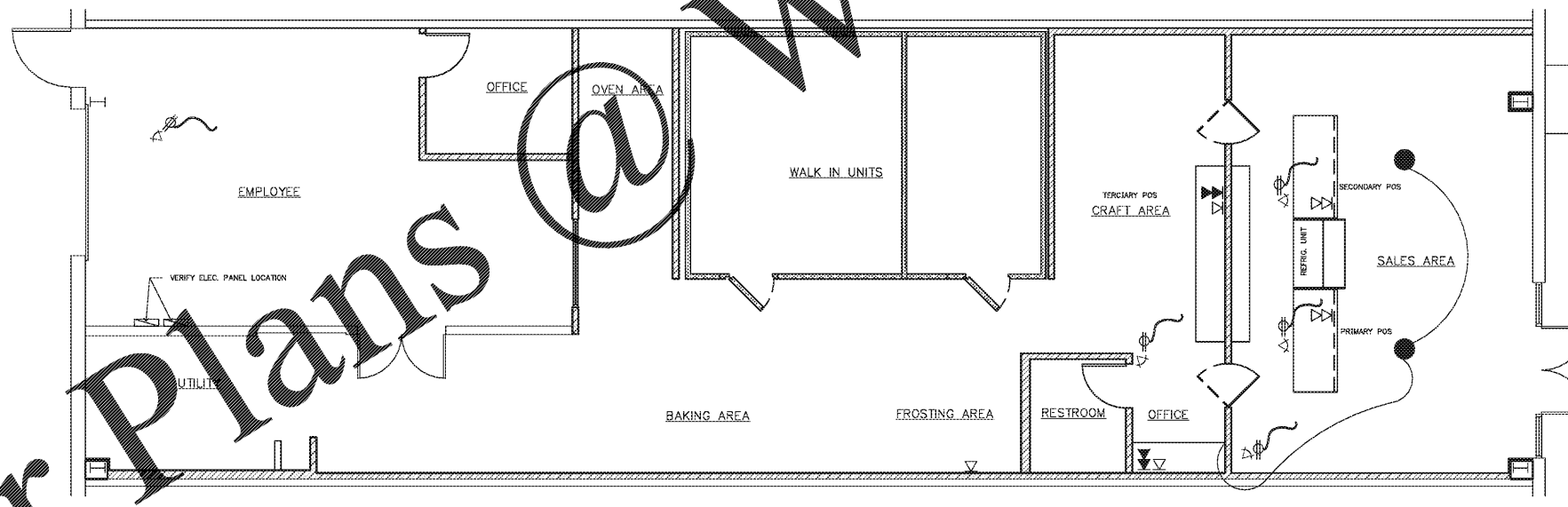
G.C. ELECTRICIAN TO CUT-IN AND INSTALL SINGLE GANG ELECTRICAL BOXES AND PULL CAT-5E CABLES FROM FLOOR LOCATIONS TO RNS (VOICE/DATA PEG BOARD, REF. PLAN KEY NOTE 1). LEAVE 2" PIG TAIL AT EACH END FOR TERMINATION. BOXES TO BE MOUNTED AT COUNTER OUTLET HEIGHT UNLESS SPECIFIED. TERMINATION OF BOTH ENDS OF CABLES BY OTHERS.

G.C. ELECTRICIAN TO INSTALL OWNER PROVIDED CEILING MOUNTED SPEAKERS AND PULL 2 CONDUCTOR 14 GAUGE SPEAKER WIRE W/ 7'-0" PIGTAIL AND TERMINATE AT MEDIA PLAYER AND AMP MUSIC SYSTEM. INSTALLATION OF EQUIPMENT BY OTHERS.

G.C. ELECTRICIAN TO PROVIDE (1) DUPLEX 110V OUTLET TO EACH OWNER DESIGNATED SECURITY CAMERA LOCATION AND PULL ONE CAT 5 CABLE TO DVR ITEM #11 WITH 2" PIG TAIL AT EACH END. INSTALLATION OF EQUIPMENT BY OTHERS.




**1** TYPICAL EQUIPMENT PLACEMENT  
SCALE: 3/16" = 1'-0"



**2** TYPICAL CABLING / WIRING FLOOR PLAN  
SCALE: 3/16" = 1'-0"

Order Plans @ [www.LDOnline.com](http://www.LDOnline.com)

NO.	DATE	REVISIONS
04.11.18	PERMIT SUBMIT	
04.04.18	OWNER REVIEW	



CREEKSIDE PLAZA  
4110 N MT. JULIET RD.  
MT. JULIET, TN 37122

PROJECT NO: 2018.0044  
DATE: 2018.03.14

**A7.0**

STANDARD PHONE/  
DATA/  
CABLE/WIRING  
CHECKED: KCP DRAWN: AB/KE

COPYRIGHT © 2018 INTERPLAN, LLC. REPRODUCING OR TRANSMITTING IN ANY FORM OR BY ANY MEANS, WITHOUT PERMISSION IN WRITING, IS PROHIBITED.