

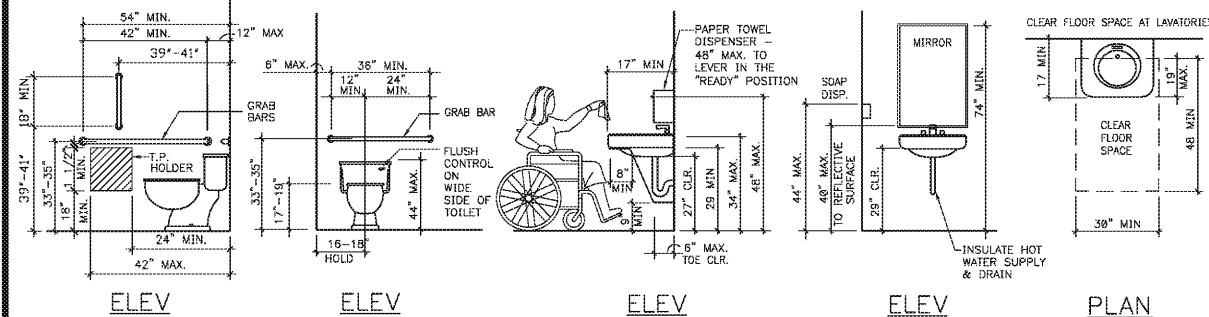
Digitally signed by David G Boyce  
Date: 2018.04.11 14:19:51 -04'00'

GENERAL ACCESSIBILITY NOTES

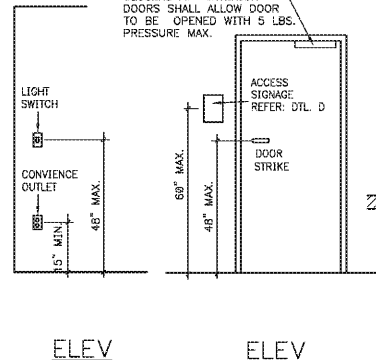
- WHILE IT IS THE INTENT OF THE ARCHITECT, HIS EMPLOYEES, & ASSIGNS TO ADHERE TO ALL ASPECTS & REGULATIONS OF THE ICC A117.1-2009 (AMERICAN NATIONAL STANDARD) & LOCAL ACCESSIBILITY CODES, THE CONTRACTOR SHALL NOT BE RELIEVED OF SOLE RESPONSIBILITY TO VERIFY ALL REQUIREMENTS OF SAID ACTS AS PERTAINING TO CONTRACT DOCUMENTS CONTAINED HEREIN PRIOR TO COMMENCEMENT OF ANY WORK. HE SHALL ALSO BE RESPONSIBLE TO IMMEDIATELY NOTIFY DESIGNER OF POSSIBLE DISCREPANCIES. HE SHALL ALSO PAY SPECIAL ATTENTION TO ITEMS LISTED BELOW:
- THE BOTTOM 10" OF ALL DOORS SHALL HAVE A SMOOTH UNINTERRUPTED SURFACE TO ALLOW DOOR TO BE OPENED BY A WHEELCHAIR FOOTREST.
  - NO THRESHOLD SHALL EXCEED 1/2" IN HEIGHT.
  - HAND-OPERATED DOOR OPENING HARDWARE SHALL NOT REQUIRE TIGHT GRASPING OR TWISTING OF THE WRIST IN ORDER TO OPERATE, & SHALL BE MOUNTED NO HIGHER THAN 48" A.F.F.
  - MAXIMUM FORCE REQUIRED TO OPEN EXTERIOR DOORS SHALL NOT EXCEED 5 LBS. MAXIMUM FORCE REQUIRED TO OPEN INTERIOR DOORS SHALL NOT EXCEED 5 LBS.
  - IF A DOOR HAS A CLOSER, THEN THE SWEEP PERIOD OF THE CLOSER SHALL BE ADJUSTED SUCH THAT FROM AN OPEN POSITION OF 70 DEGREES, THE DOOR WILL TAKE AT LEAST 3 SECONDS TO CLOSE TO A POINT 5 INCHES FROM THE LATCH, MEASURED TO THE LEADING EDGE OF THE DOOR.
  - LAVATORIES SHALL HAVE A MINIMUM CLEARANCE OF 29" FROM THE TOILET TO THE BOTTOM EDGE OF THE APRON WITH A MINIMUM KNEE CLEARANCE OF 8" IN DEPTH. 36" MIN. WHEEL TOE CLEARANCE SHALL BE NO LESS THAN 17" DEEP FROM FRONT EDGE OF THE LAVATORY.
  - INSULATE OR COVER ALL PLUMBING UNDER LAVATORIES SO THERE ARE NO SHARP OR ABRASIVE SURFACES.
  - FALCET CONTROL & OPERATING MECHANISMS SHALL BE OPERABLE WITH ONE HAND & SHALL NOT REQUIRE TIGHT GRASPING, PINCHING, OR TWISTING OF THE WRIST. MECHANISMS REQUIRED TO ACTIVATE CONTROLS SHALL BE NO GREATER THAN 5 LBS. LEVER OR FLUSH TYPE & ELECTRONICALLY OPERATED MECHANISMS ARE EXAMPLES OF ACCEPTABLE DESIGNS. IF SELF CLOSING VALVES ARE USED, THE FALCET SHALL REMAIN OPEN FOR A MINIMUM OF 10 SECONDS.
  - FLUSH CONTROLS AT WATER CLOSETS SHALL BE OPERABLE AS SUBJECT CONTROLS ARE IN #8 ABOVE, & SHALL BE MOUNTED NO HIGHER THAN 44" A.F.F.
  - PROVIDE SIGNAGE WITH INTERNATIONAL SYMBOL OF ACCESSIBILITY IN ACCORDANCE WITH ANSI A117.1 (LATEST EDITION) REQUIREMENTS.
  - SIGNAGE HEIGHT SHOWN IN ACCORDANCE WITH ALL APPLICABLE NATIONAL, STATE & LOCAL ACCESSIBILITY CODES.
  - RESTROOM SIGNAGE SHALL BE MOUNTED ON THE WALL ADJACENT TO THE LATCH SIDE OF THE RESPECTIVE RESTROOM DOOR.



- ROOM SIGNAGE: 6" x 9" PLASTIC SIGN WITH MIN. 5/8" HIGH WHITE LETTERS RAISED 1/32" ON DK. BLUE BACKGROUND LETTERS TO BE UPPER CASE, SANS SERIF TYPE & SHALL BE ACCOMPANIED WITH GRADE 2 BRAILLE.
- CHARACTER SYMBOLS TO INCLUDE MALE & FEMALE SYMBOL ALONG WITH SYMBOL OF ACCESSIBILITY (WITH A 1 : 1 WIDTH TO HEIGHT RATIO)
- ACCHE SIGN TO CLEAN, DRY WALL SURFACE WHERE INDICATED
- (SIGNAGE ILLUSTRATED, BY GEOGRAPHICS, INC. AND CAN BE FOUND AT MOST LARGE OFFICE SUPPLY STORES)

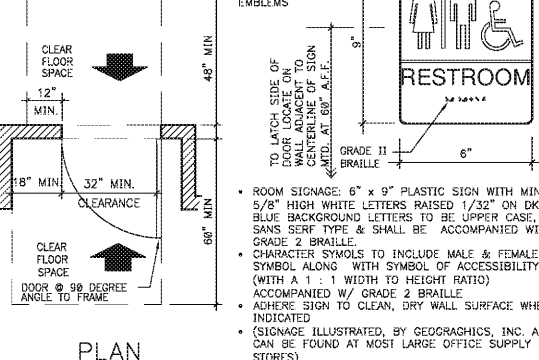


**A** TOILET / LAVS ACCESSORIES  
SCALE: 3/8" = 1'-0"



**B** LIGHT SWITCH  
SCALE: 3/8" = 1'-0"

**C** DOORS  
SCALE: 3/8" = 1'-0"



**D** TYP RR SIGNAGE  
NO SCALE

ACCESSIBILITY NOTES / DETAILS

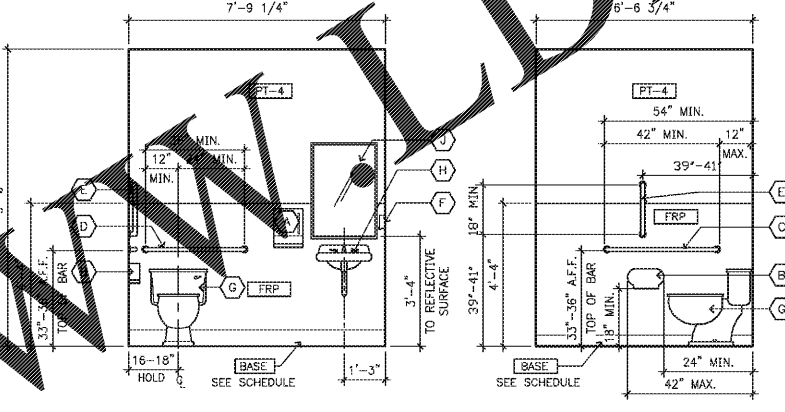
ACCESSORIES SCHED.

MARK	ITEM	DESCRIPTION
A	PAPER TOWEL DISPENSER	SURFACE MTD. AT 48" AFF TO BOTTOM - FORT HOWARD BRAND VISTA LEVER ROLL TOWEL DISPENSER #D15-68553, OR EQ.
B	TOILET PAPER HOLDER	TOILET PAPER HOLDER; SURFACE MTD. AT 24" AFF TO BOTTOM - FORT HOWARD BRAND MICRO TWIN TOILET PAPER DISPENSER #D15-52182, OR EQ.
C, D, E	GRAB BARS	1 1/2" DIA., 18 GA., TYPE 304 SS. WITH CONCEALED MOUNT AND SMOOTH #4 POLISHED SATIN FINISH - BOBRICK #B-6206 42" (C), 36" (D), & 18" (E)
F	LIQUID SOAP DISPENSER	WALL MTD. AT 48" A.F.F. BOBRICK #B-4112 CONTURA, 20 GA. SS
G	WATER CLOSET	BARRIER FREE FLOOR MTD WATER CLOSET
H	LAVATORY	BARRIER FREE WALL MTD. LAVATORY
J	MIRROR	24" x 36" FRAMED MIRROR; BOBRICK #B-165-2436

TENANT SUPPLIER TO PROVIDE AND INSTALL PAPER TOWEL DISPENSER, LIQUID SOAP DISPENSER PER ADA REQUIRED MOUNTING HEIGHTS, REF. TO ACCESSIBILITY DETAILS.  
NOTE: G.C. TO PROVIDE ALT TO PROVIDE AND INSTALL TOWEL AND SOAP DISPENSER.

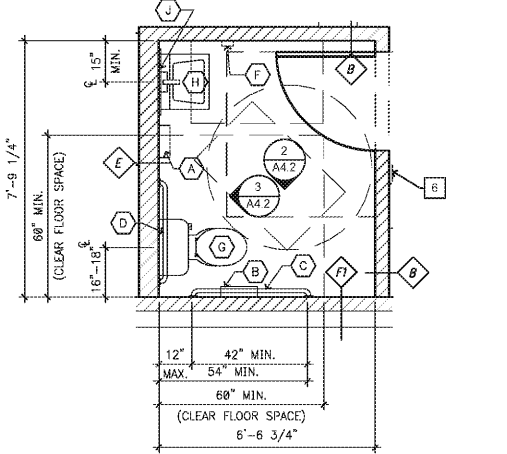
DETAIL PLAN NOTES

- GRAB BARS AT 35" A.F.F. TO CENTERLINE.
- INSULATE ALL EXPOSED PIPES UNDER WALL MTD. LAVS. W/ A PRE MOLDED "PIPE" SHEILD AS MFG. BY LAV. MGR.
- PROVIDE F.R. BLOCKING IN WALL AS REQUIRED AND RECOMMENDED BY MANUFACTURER FOR THE SECURE INSTALLATION OF ALL TOILET FIXTURES/ACCESSORIES.
- G.C. TO INSURE W.C. FLUSH HANDLE IS ON WIDE SIDE OF TOILET (ROOM SPECIFIC) NO EXCEPTIONS.
- REFER ACCESSIBILITY NOTES & DETAILS, A4.0 SHEET, FOR ALL FIXTURES MOUNTING HEIGHTS TO MEET ACCESSIBILITY STANDARDS.
- ALL GYP. BD. IN RESTROOMS TO BE W.P. (WATER RESISTANT GREEN BOARD)
- REMOVE TRIM BEHIND MIRROR TO MOUNT FLUSH.



**3** TYP. ELEVATION  
SCALE: 3/8" = 1'-0"

**2** TYP. ELEVATION  
SCALE: 3/8" = 1'-0"

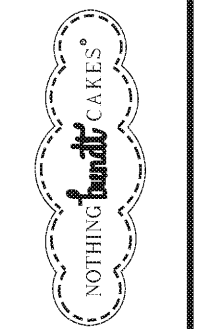


**1** TYP. DETAILED RESTROOM PLAN  
SCALE: 3/8" = 1'-0"

ENLARGED RESTROOM PLAN / ELEVATIONS / NOTES

Order Plans

NO.	DATE	REMARKS
04.11.18	PERMIT SUBMIT	
04.04.18	OWNER REVIEW	



CREEKSIDE PLAZA  
4110 N.MT. JULIET RD.  
MT. JULIET, TN 37122

PROJECT NO: 2018.0044  
DATE: 2018.04.11

**A4.2**  
ENLARGED RESTROOM PLAN  
AND ELEVATIONS

CHECKED: KCP DRAWN: AB/RE

COPYRIGHT © 2018 INTERPLAN, LLC. ALL RIGHTS RESERVED. REPRODUCTIONS, REVISIONS, CHANGES OR AMENDMENTS ARE PROHIBITED.