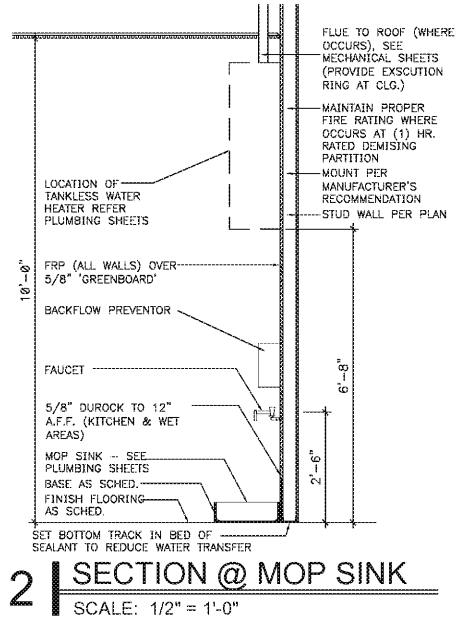


David G. Boyce
Digitally signed by David G. Boyce
Date: 2018.04.11 14:17:16 -0400



MISC. DETAILS

PLAN KEY NOTES

- G.C. TO INSTALL NEW P.O.S. REGISTER COUNTERS - REF. MILLWORK DETAILS SHEET 1/A5.0
- G.C. TO INSTALL NEW BACK COUNTER - REF. MILLWORK DETAILS SHEET 3/A3.0
- G.C. TO INSTALL NEW CRAFTING COUNTER - REF. MILLWORK DETAILS SHEET 2/A5.0
- NEW COUNTERS PROVIDED BY TENANT, INSTALLED BY G.C. OFFICE COUNTER TO BE MOUNTED TO WALL WITH LEDGER AND METAL BRACKETS. PROVIDE BLOCKING AS REQUIRED.
- 15" X 21" COMMUNICATIONS BOARD BY OTHERS.
- INSTALL NEW ROOM SIGNAGE AT TOILET ROOM, REF. D/A4.2
- DASHED LINE ALONG WALL DESIGNATES WALL BACKER BOARD LOCATIONS, FRP PLYWOOD OR 20 GA. MTL. BACKING IN WALL FOR SUPPORT OF WALL RACKS, EQUIP., SHELVING, ETC. - REF. DETAILS 3A, 3B, & 3C/A1.1 FOR BACKING REQUIREMENTS. COORDINATE WITH KITCHEN EQUIP. & LOBBY PLANS - SHT. A2.0.
- INSTALL STAINLESS STEEL CORNER OR CAP GUARD, SET ABOVE BASE. APPLY WITH CONSTRUCTION ADHESIVE AND SCREWS THROUGHOUT KITCHEN, REF. 3/A3.0 OR SIM. (HALF PARTITIONS AT MOP SINK TO HAVE CAP GUARDS TO 6"-6")
- WATER DISPENSING UNIT, PROVIDED BY GC.
- PROVIDE 2 X F.T. WOOD BLOCKING AT 24" W. CELLOPHANE CUTTER. BOTTOM OF CELLOPHANE CUTTER TO BE MOUNTED AT 3'-0" A.F.F. (LOADED UNIT APPROX. 150 LBS.)
- MOP SINK ON GROUND AND WATER HEATER ABOVE - REF. DETAILS 2/A1.0
- ALUM. WALL CLOSURE TRIM BETWEEN COOLER & WALL. REF. 2/A3.0 TYP.
- EXISTING STOREFRONT GLAZING SYSTEM AND ENTRY DOORS TO REMAIN. ALL GLAZING MUST BE TEMP. GLASS AND MEET ALL CODE SAFETY REQUIREMENTS.
- ELECTRIC PANELS, REF ELECTRICAL DRAWINGS
- G.C. TO INSTALL 5/8" PLYWD. PHONE BOARD- COORDINATE SIZE REQUIRED WITH POWER REQUIREMENTS. MOUNT TOP OF BOARD 6" BELOW CEILING ABOVE MANAGER DESK.
- REF. TO ENLARGED RESTROOM PLAN 2/A4.2
- VISION PANEL IN WALL. REF. DETAILS #5,7,8 ON SHEET A/1.1

GENERAL NOTES

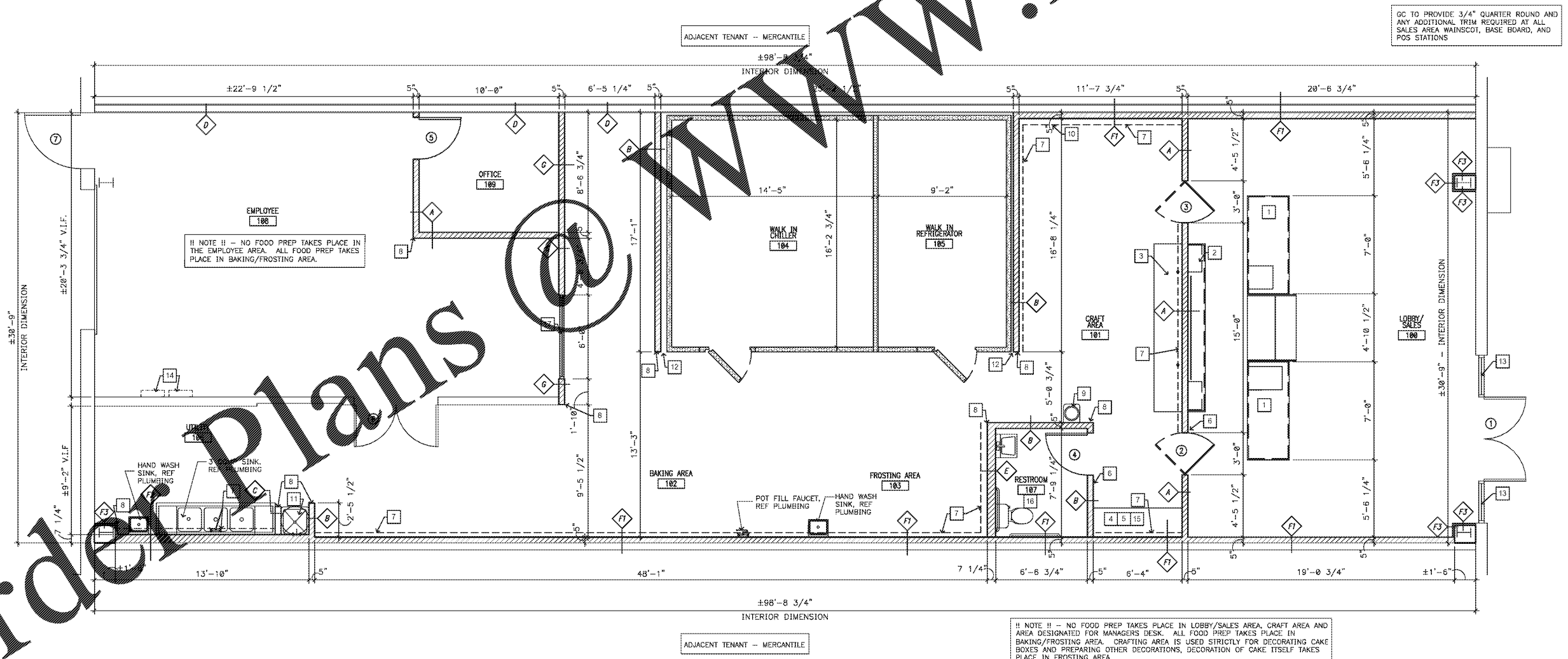
- REFER SHEET A1.1 FOR DOOR SCHEDULE, WALL SECTIONS AND RELATED DETAILS.
- REFER SHEET A3.0 FOR FINISH FLOOR PLAN AND SCHEDULE.
- REFER SHEET A5.0 FOR MILLWORK DETAILS.
- REFER SHEET A4.2 FOR TYP. ACCESSIBILITY STANDARDS.
- DIMENSIONS SHOWN ARE TO FACE OF FINISH MATERIAL (GYPSUM BOARD, EXPOSED CONC. MASONRY, ETC.), UNLESS OTHERWISE NOTED. DO NOT SCALE DRAWINGS.
- G.C. SHALL FIELD VERIFY ALL DIMENSIONS AND SHALL NOTIFY ARCHITECT IMMEDIATELY OF ANY DISCREPANCIES.
- WET WALLS THROUGHOUT KITCHEN AREAS ARE TO HAVE 5/8" CEMENTITIOUS BOARD INSTALLED AT BOTTOM 12" OF WALL, 3/8" GREENBOARD ABOVE. PROVIDE WALL BLOCKING IN LOCATIONS INDICATED BY KEYNOTE #7 BELOW. REF 3/A1.1
- BEFORE BEGINNING CONSTRUCTION, THE G.C. SHALL FIELD VERIFY SPACE FOR ANY EXISTING EXPANSION JOINTS WITHIN THE SPACE AND NOTIFY ARCHITECT. G.C. SHALL BE RESPONSIBLE FOR ALL CONSTRUCTION AFFECTED BY SUCH JOINTS, INCLUDING FLOOR, WALL AND CEILING. G.C. SHALL MAINTAIN INTEGRITY OF ALL EXPANSION JOINTS IN A MANNER CONSISTENT WITH ACCEPTABLE DESIGN PRACTICE.
- NO TOXIC OR COMBUSTIBLE MATERIALS, WITH A SMOKE DEVELOPMENT RATING OF GREATER THAN 50 ARE PERMITTED WITHIN WALLS OR ABOVE CEILING. ALL WOOD BLOCKING USED SHALL BE FIRE RETARDANT.
- G.C. IS RESPONSIBLE FOR PROVIDING ALL WOOD OR METAL BLOCKING REQ'D. FOR WALL HUNG CABINETS, COUNTER TOPS, WALL MOUNTED SHELVING, PLUMBING FIXTURES, ETC., TO INSURE ADEQUATE SUPPORT. DETAILED OR NOT. TOILET RM. BLOCKING FROM 24" TO 48" A.F.F.
- DIMENSIONS INDICATING A ± (PLUS OR MINUS) DESIGNATION AND/OR ARE FOLLOWED BY A VERIFY NOTATION SHALL BE FIELD VERIFIED AND SHOULD BE CONSIDERED A DISTANCE WHERE THE GREATEST TOLERANCE MAY OCCUR.
- G.C. SHALL PROVIDE 5/8" WR. 'GREENBOARD' AT NON RATED WALLS WITHIN WET AREAS.
- ALL DOORS ARE 4" OFF ADJACENT WALL, U.N.O.
- G.C. TO VERIFY THAT ALL EXISTING TENANT DEMISING WALLS ARE COMPLETE TO CURB AND SEALED TO COMPLETE RATED ASSEMBLY AS INDICATED.
- COORDINATE ALL WORK TO LIMIT SAW CUTTING. CONCRETE REPLACEMENT SHALL MATCH EXISTING IN THICKNESS AND REINFORCING - REPLACE VAPOR BARRIER PRIOR TO CONCRETION.
- INSTALL 12" CEMENTITIOUS BD. @ ALL WET AREAS IN KITCHEN (SEE PARTITION DETAILS A1.1) TENANT G.C. TO VERIFY ALL DEMISING PARTITIONS, FLOOR AND REAR & EXT. WALLS ARE COMPLETE AND READY FOR FINISHES PER SCHEDULE. (G.C. SHALL INSTALL 5/8" TYPE 'X' GYP. BD. OVER EXISTING STUD FRMG. TO DECK ABOVE.)

SYMBOLS LEGEND

MARK	DESCRIPTION
	DESIGNATES STOREFRONT GLAZING SYSTEM (NEW WHERE INDICATED)
	INDICATES NEW WALL CONSTRUCTION TYPE - REF. SHEET A1.1
	DOOR DESIGNATION
	ELEV. DETAIL NUMBER
	ELEV. SHEET NUMBER
	SECTION DETAIL / SHEET NUMBER
	ENLARGED PLAN DETAIL REFERENCE
	INDICATES WALL MTD. PORTABLE FIRE EXTINGUISHER


PARTITION LEGEND

MARK	DESCRIPTION
	DESIGNATES EXISTING INTERIOR TENANT DEMISING WALL - EXISTING MTL. STUDS AND GYP. BD. ON UNDERSIDE TO ROOF DECK
	DESIGNATES EXISTING INTERIOR PARTITION CONSTRUCTION
	DESIGNATES NEW WALL CONSTRUCTION PER MARKED SECTION - REF. TYPES, SHEET A1.1
	DESIGNATES COOLER/FREEZER PANEL WALL
	DASHED LINE ALONG WALL DESIGNATES WALL BACKER BOARD LOCATIONS, FRP PLYWOOD OR 20 GA. MTL. BACKING IN WALL FOR SUPPORT OF WALL RACKS, EQUIP., SHELVING, ETC. - REF. DETAILS 3A, 3B, & 3C/A1.1 FOR BACKING REQUIREMENTS. COORDINATE WITH KITCHEN EQUIP. & LOBBY PLANS - SHT. A2.0.



1 FLOOR PLAN
SCALE: 3/16" = 1'-0"

04.11.18 PERMIT SUBMIT
04.04.18 OWNER REVIEW
NO DATE REMARKS
REVISIONS



CREEKSIDE PLAZA
4110 N MT. JULIET RD.
MT. JULIET, TN 37122

PROJECT NO: 2018.0044
DATE: 2018.04.11

A1.0
FLOOR PLAN

CHECKED: KCP DRAWN: AB/KE

Order Plans

WWW.LDWLINE.COM