

Owner:
Georgetown County
716 Prince Street
Georgetown, SC 29442



SGA ARCHITECTURE
ARCHITECTS & ENGINEERS
Pawleys Island / Charleston
245 Business Center Lane / PO Box 1859
Pawleys Island, SC 29385
Phone: 843.237.2421 / Fax: 843.237.1992
www.sgaarchitecture.com

Civil Consultant:
ETS
ENGINEERING AND TECHNICAL SERVICES, INC.
38 Centermarket Lane
Pawleys Island, SC 29385
Phone: 843.237.3002 Fax: 843.237.2889

MEP Consultant:
Charleston Engineering
1038 B. Wagon Wheel Dr.
Charleston, SC 29412
843-762-4342
Mechanical, Plumbing & Electrical

Structural Consultant:
Weatherly
3144B Southfield Blvd., Little Rock, SC 29114 (616) 438-1400
Copyright © 2018. All rights reserved.
PRINTED OR ELECTRONIC DRAWINGS AND DOCUMENTATION MAY NOT BE REPRODUCED IN ANY FORM WITHOUT WRITTEN PERMISSION FROM WEATHERLY ENGINEERING.

Irrigation Consultant:



MEMBERS OF THE AMERICAN INSTITUTE OF ARCHITECTS
COPYRIGHT 2018. ALL RIGHTS RESERVED.
PRINTED OR ELECTRONIC DRAWINGS AND DOCUMENTATION MAY NOT BE REPRODUCED IN ANY FORM WITHOUT WRITTEN PERMISSION FROM SGA ARCHITECTURE.

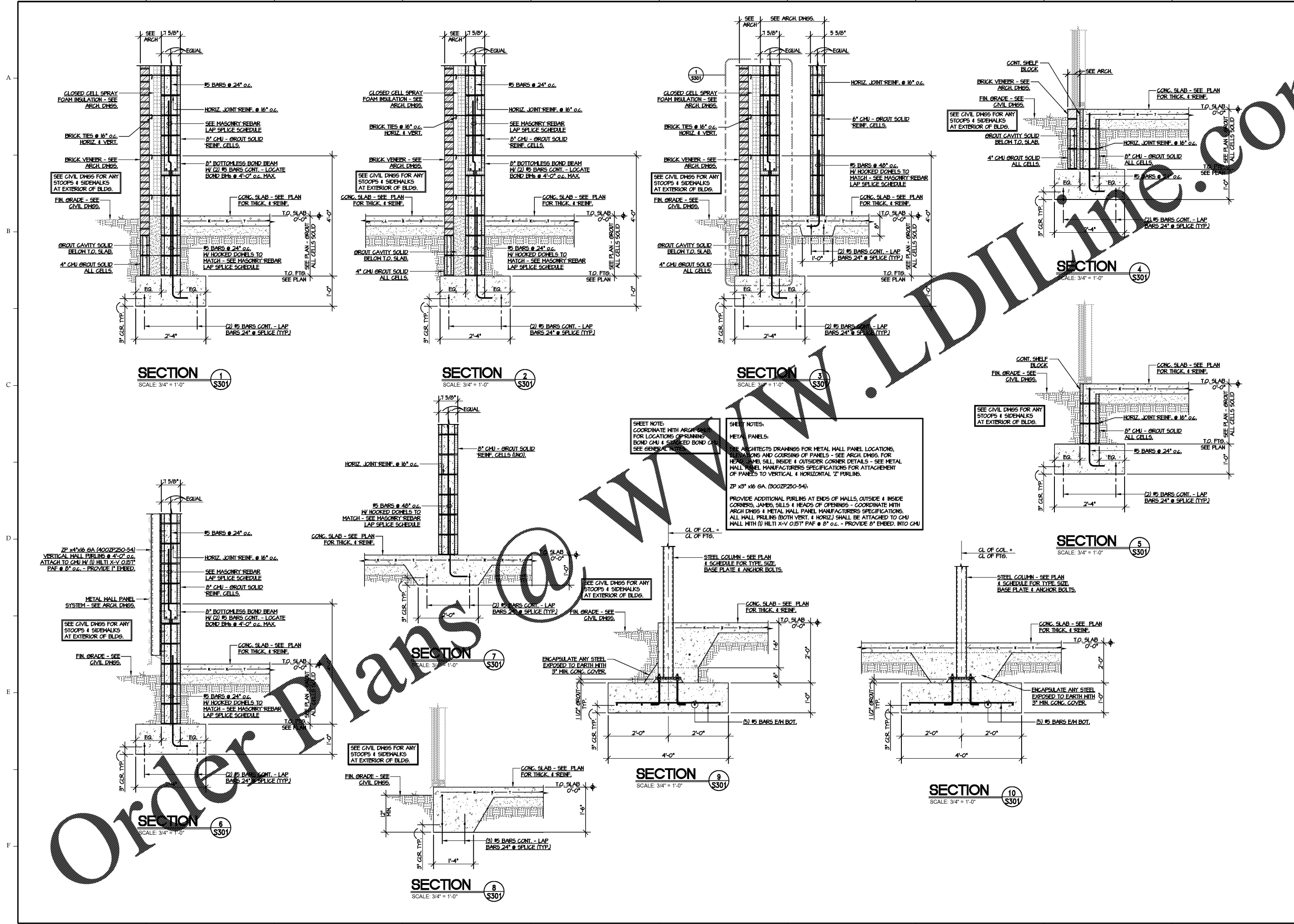
Job Number: 15017 (WE 18-126)
Date: 03/14/18
Drawn by: CMW
Checked by: DWS

Notes:
BIDDING DOCUMENTS

Revisions:

Foundation Sections & Details

S301



SECTION 1
SCALE: 3/4" = 1'-0"

SECTION 2
SCALE: 3/4" = 1'-0"

SECTION 3
SCALE: 3/4" = 1'-0"

SECTION 4
SCALE: 3/4" = 1'-0"

SECTION 5
SCALE: 3/4" = 1'-0"

SECTION 6
SCALE: 3/4" = 1'-0"

SECTION 7
SCALE: 3/4" = 1'-0"

SECTION 9
SCALE: 3/4" = 1'-0"

SECTION 10
SCALE: 3/4" = 1'-0"

SECTION 8
SCALE: 3/4" = 1'-0"

SHEET NOTE:
COORDINATE WITH ARCH. DNGS. FOR LOCATIONS OF RUNNING BOND CMU & STIFFENED BOND CMU. SEE GENERAL NOTES.

SHEET NOTES:
METAL PANELS:
SEE ARCHITECTS DRAWINGS FOR METAL WALL PANEL LOCATIONS, JOINTS AND CORINGS OF PANELS - SEE ARCH. DNGS. FOR HEADINGS SILL, INSIDE & OUTSIDER CORNER DETAILS - SEE METAL WALL PANEL MANUFACTURERS SPECIFICATIONS FOR ATTACHMENT OF PANELS TO VERTICAL & HORIZONTAL 'Z' PURLINS.
ZP x16 x16 GA. (A00ZP250-54)
PROVIDE ADDITIONAL PURLINS AT ENDS OF WALLS, OUTSIDE & INSIDE CORNERS, JAMES, SILLS & HEADS OF OPENINGS - COORDINATE WITH ARCH. DNGS. & METAL WALL PANEL MANUFACTURERS SPECIFICATIONS. ALL WALL PURLINS (BOTH VERT. & HORIZ.) SHALL BE ATTACHED TO CMU WALL WITH (U) HLT1 X-V QJST PAF @ 8" o.c. - PROVIDE 8" ENBED. INTO CMU.

Order Plans @ www.walddline.com