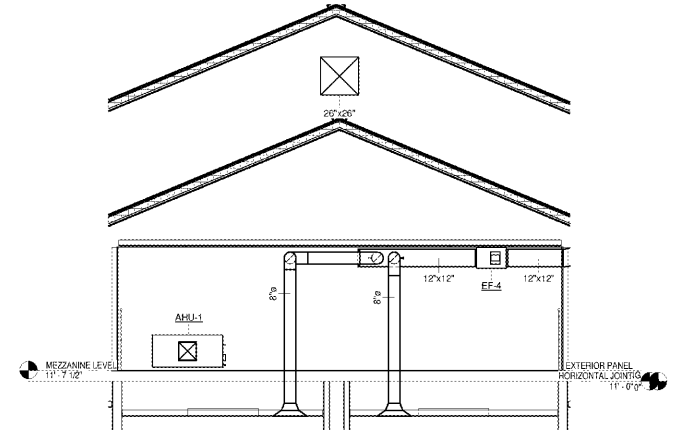
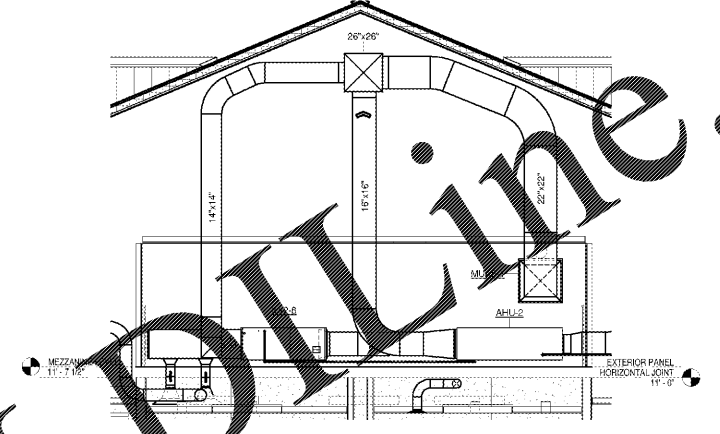


1 Mechanical Platform
1/4" = 1'-0"



2 Section 1
1/4" = 1'-0"




3 Section 2
1/4" = 1'-0"

ALL DRAWINGS, SPECIFICATIONS AND COSTS SUBJECT TO CHANGE WITHOUT NOTICE. THE ARCHITECT ASSUMES NO LIABILITY FOR THE ACCURACY OF ANY INFORMATION PROVIDED BY OTHERS. THE ARCHITECT'S RESPONSIBILITY IS LIMITED TO THE DESIGN AND CONSTRUCTION OF THE BUILDING AS SHOWN ON THESE PLANS. THE ARCHITECT DOES NOT WARRANT THE ACCURACY OF ANY INFORMATION PROVIDED BY OTHERS. THE ARCHITECT'S RESPONSIBILITY IS LIMITED TO THE DESIGN AND CONSTRUCTION OF THE BUILDING AS SHOWN ON THESE PLANS. THE ARCHITECT DOES NOT WARRANT THE ACCURACY OF ANY INFORMATION PROVIDED BY OTHERS.

Order Plans @ www.lidline.com

mc millan | parsons | smith
 architects
 atlanta charlotte columbus greenville
 p.o. box 8922 greenville, sc 29604-8922
 864.242.2034
 www.mcmillanparsonsmith.com



SC STATE UNIVERSITY
 CAMP HARRY G. DANIELS 1890 EXTENSION
 FACILITY CONSTRUCTION
 Agency Review ID: H24-9649-CA
 116 Camp Daniels Road, Ellenton, SC

SHEET ISSUE:		DESCRIPTION	BY
NO.	DATE		
BID SET	09/15/2017		
PRINCIPAL IN CHARGE:		SCS	
PROJECT ENGINEER:		SCS	
DRAWN BY:		SCS	
SHEET TITLE: ENLARGED PLANS & SECTIONS			
SHEET NO.		PROJ. NO.	
M2.01		015315.00	