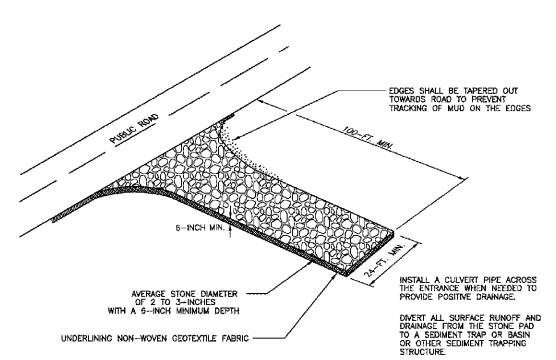
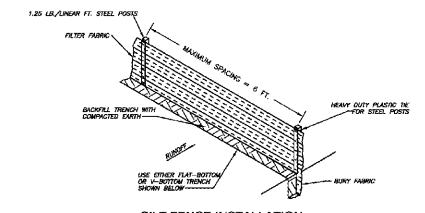


S:\PROJECTS\1320\DRAWINGS\CIVIL\170605\SSU CAMP DANIELS - 170605.DWG - 6/6/2017

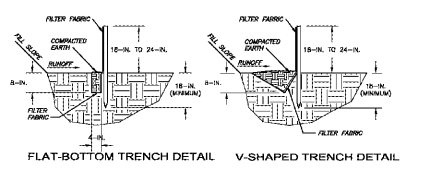


**STABILIZED CONSTRUCTION ENTRANCE**  
NOT TO SCALE

**Inspection and Maintenance of Construction Entrance**  
All sediment and erosion control devices shall be inspected at least once every fourteen (14) calendar days and within 24 hours of the end of a storm event of 0.5 inches or greater, or after heavy use. Check for mud and sediment buildup and post integrity. Make daily inspections during periods of wet weather. Maintenance is required more frequently in wet weather conditions. Reshape the stone pad as needed for drainage and runoff control.  
Wash or replace stones as needed and as directed by the inspector. The stones in the entrance should be washed or replaced whenever the entrance fails to reduce mud being carried off-site by vehicles. Frequent washing will extend the useful life of stones.  
Immediately remove mud and sediment tracked or washed onto public roads by brushing or sweeping. Plowing should only be used when the water can be discharged to a sediment trap or basin.  
Repair any broken pavement immediately.



**SILT FENCE INSTALLATION**



**SILT FENCE**  
NOT TO SCALE

**Inspection and Maintenance of Silt Fences**  
All sediment and erosion control devices shall be inspected at least once every fourteen (14) calendar days and within 24 hours of the end of a storm event of 0.5 inches or greater. If site inspectors identify BMPs that are damaged or are not operating effectively, maintenance must be performed as soon as possible or as reasonably possible and before the next storm event whenever practicable. Check for sediment buildup and fence integrity. Check where runoff has eroded a channel beneath the fence, or where the fence has sagged or collapsed by fence overlapping. If the fence fabric tears, begins to decompose, or in any way becomes ineffective, replace the section of fence immediately.  
Remove sediment accumulated along the fence when it reaches 1/3 the height of the fence, especially if heavy rains are expected.  
Remove trapped sediment from the site or stabilize it on site.  
Remove all fence within 30 days after final stabilization is achieved or after temporary best management practices (BMPs) are no longer needed.  
Permanently stabilize disturbed areas resulting from fence removal.

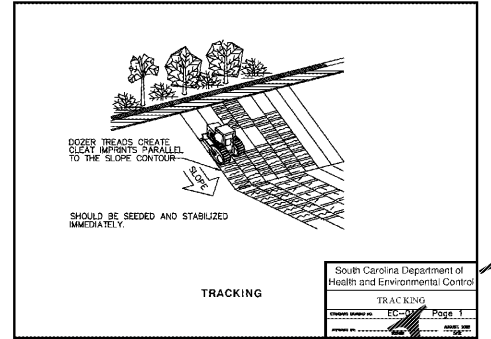
- CONSTRUCTION SEQUENCE OF ENTIRE CONSTRUCTION AREA FOR EROSION AND SEDIMENT CONTROL**
1. RECEIVE NOTES COVERAGE FROM DHEC
  2. PRE-CONSTRUCTION MEETING (ON-SITE IF MORE THAN 10 DISTURBED AND NON-LINEAR)
  3. NOTIFY DHEC REGIONAL OFFICE OR SOONER OFFICE 48 HOURS PRIOR TO BEGINNING LAND-DISTURBING ACTIVITIES
  4. INSTALLATION OF CONSTRUCTION ENTRANCES
  5. CLEARING & GRUBBING ONLY AS NECESSARY FOR INSTALLATION OF PERIMETER CONTROLS
  6. INSTALLATION OF PERIMETER CONTROLS (E.G. SILT FENCE)
  7. CLEARING & GRUBBING OF SITE OR EXCAVATION (SEDIMENT & EROSION CONTROL MEASURES FOR THESE AREAS MUST ALREADY BE INSTALLED)
  8. ROUGH GRADING
  9. INSTALLATION OF STORM DRAIN SYSTEM AND PLACEMENT OF INLET PROTECTION AS EACH INLET IS INSTALLED
  10. FINE GRADING, PAVING, ETC.
  11. PERMANENT/SLOPE STABILIZATION
  12. REMOVAL OF TEMPORARY SEDIMENT & EROSION CONTROL MEASURES AFTER ENTIRE AREA DRAINING TO THE STRUCTURE IS FINALLY STABILIZED (THE NECESSARY STABILIZATION DEVICES TO ACCOMPLISH SLOPE STABILIZATION, THE CONTRACTOR SHALL INSTALL THE EROSION CONTROL MAT WEEDS INDICATED AT MINIMUM AND MAY NEED TO INSTALL TEMPORARY SLOPE DRAIN (CONTRACTOR OPTION)
  13. SUBMIT NOTICE OF TERMINATION (NOT) TO DHEC AS APPROPRIATE

**AIRBORNE DUST CONTROL**

THE CONTRACTOR SHALL IMPLEMENT DUST CONTROL MEASURES AS OUTLINED IN THE SOUTH CAROLINA DHEC STORMWATER MANAGEMENT BMP HANDBOOK AS NEEDED TO CONTROL AIRBORNE DUST DURING CONSTRUCTION. COORDINATE WITH ENGINEER PRIOR TO IMPLEMENTATION OF VARIOUS MEASURES.

**SLOPE STABILIZATION**

THE CONTRACTOR IS RESPONSIBLE FOR SLOPE STABILIZATION AND IS RESPONSIBLE FOR INSTALLING THE NECESSARY STABILIZATION DEVICES TO ACCOMPLISH SLOPE STABILIZATION. THE CONTRACTOR SHALL INSTALL THE EROSION CONTROL MAT WEEDS INDICATED AT MINIMUM AND MAY NEED TO INSTALL TEMPORARY SLOPE DRAIN (CONTRACTOR OPTION)



**TRACKING**

South Carolina Department of Health and Environmental Control	
TRACKING	Page 1
DATE: 6/6/2017	TIME: 10:00 AM

**SIGNATURES AND CERTIFICATIONS**

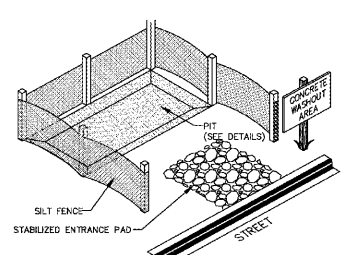
A. ONE COPY OF THE SWPPP, SPECIFICATIONS, AND SUPPORTING CALCULATIONS, FORMS, AND REPORTS ARE HEREBY SUBMITTED AND AS A PART OF THIS APPLICATION, I HAVE PLACED MY SIGNATURE AND SEAL ON THE DESIGN DOCUMENTS SUBMITTED SIGNIFYING THAT I ACCEPT RESPONSIBILITY FOR THE DESIGN OF THE SYSTEM. I CERTIFY TO THE BEST OF MY KNOWLEDGE AND BELIEF THAT THE DESIGN IS CONSISTENT WITH THE REQUIREMENTS OF SECTION 48, CHAPTER 14 OF THE CODE OF LAWS OF SC, 1976 AS AMENDED, PURSUANT TO REGULATION 720.001 ET SEQ., AND IN ACCORDANCE WITH THE TERMS AND CONDITIONS OF SCRT00000. (THIS SHOULD BE THE PERSON IDENTIFIED IN SECTION V.A.)

Richard Todd, P.E.  
PRINTED NAME OF SWPPP PREPARER  
15310  
S.C. REGISTRATION


B. I CERTIFY UNDER PENALTY OF LAW THAT THIS DOCUMENT AND ALL ATTACHMENTS WERE PREPARED UNDER MY DIRECTION OR SUPERVISION IN ACCORDANCE WITH A SYSTEM DESIGNED TO ASSURE THAT QUALIFIED PERSONNEL PROPERLY GATHER AND EVALUATE THE INFORMATION SUBMITTED. BASED ON MY INQUIRY OF THE PERSON OR PERSONS WHO MANAGE THE SYSTEM, OR THOSE PERSONS DIRECTLY RESPONSIBLE FOR GATHERING THE INFORMATION, THE INFORMATION SUBMITTED IS TO THE BEST OF MY KNOWLEDGE AND BELIEF, TRUE, ACCURATE, AND COMPLETE. I AM AWARE THAT THERE ARE SIGNIFICANT PENALTIES FOR SUBMITTING FALSE INFORMATION, INCLUDING THE POSSIBILITY OF FINE AND IMPRISONMENT FOR KNOWING VIOLATIONS.

I HEREBY CERTIFY THAT ALL LAND-DISTURBING CONSTRUCTION AND ASSOCIATED ACTIVITY PERTAINING TO THIS SITE SHALL BE ACCOMPLISHED PURSUANT TO AND IN KEEPING WITH THE TERMS AND CONDITIONS OF THE APPROVED PLANS AND SCRT00000. I ALSO CERTIFY THAT A RESPONSIBLE PERSON WILL BE ASSIGNED TO THE PROJECT FOR DAY-TO-DAY CONTROL. I HEREBY GRANT AUTHORIZATION TO THE DEPARTMENT OF HEALTH AND ENVIRONMENTAL CONTROL AND/OR THE LOCAL IMPLEMENTING AGENCY THE RIGHT OF ACCESS TO THE SITE AT ALL TIMES FOR THE PURPOSE OF ON-SITE INSPECTIONS DURING THE COURSE OF CONSTRUCTION AND TO PERFORM MAINTENANCE INSPECTIONS FOLLOWING THE COMPLETION OF THE LAND-DISTURBING ACTIVITY. (SEE SECTION 122.22 OF S.C. REG. 61-9 FOR SIGNATORY AUTHORITY INFORMATION.)

DaBart T. Foster  
PRINTED NAME OF PROJECT OWNER/OPERATOR  
TITLE/POSITION  
Executive Director  
1800 Programs

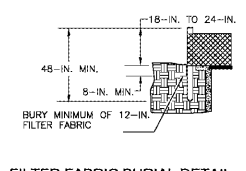


**POST INSTALLATION DETAIL**



**FILTER FABRIC INSTALLATION DETAIL**

**TYPE A - FILTER FABRIC INLET PROTECTION**  
NOT TO SCALE



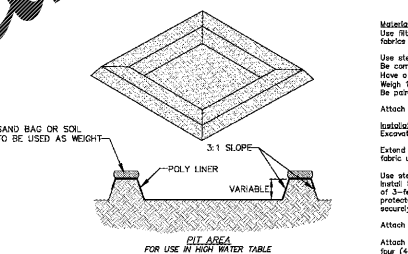
**FILTER FABRIC BURIAL DETAIL**

**CONCRETE WASHOUT AND DISPOSAL PROCEDURES:**

DURING THE COURSE OF CONSTRUCTION, CONCRETE WILL BE UTILIZED FOR FOUNDATIONS, CURBING, STORM DRAINAGE INSTALLATION, ETC. WASHOUT MEASURES MUST BE TAKEN TO PREVENT CONCRETE WASHOUT DEBRIS FROM COMING INTO CONTACT WITH STORM WATER RUNOFF. THE FOLLOWING ACTIONS MUST BE TAKEN:

- DESIGNATED CONCRETE WASHOUT AREAS MUST BE LOCATED ON THE SITE AND IT MUST BE CLEARLY MARKED AS SUCH.
- THE WASHOUT AREAS MUST BE LOCATED AWAY FROM SURFACE WATERS AND AREAS THAT ARE SUSCEPTIBLE TO STORM WATER FLOWS.
- THE WASHOUT AREAS MUST BE INSTALLED AROUND WASHOUT AREAS.
- THE WASHOUT AREAS MUST HAVE ADEQUATE CAPACITY TO HANDLE THE VOLUME OF WASHOUT THAT IS ANTICIPATED.
- THE WASHOUT AREAS MUST BE MAINTAINED AND THE WASHOUT DEBRIS REMOVED AND PROPERLY DISPOSED OF WHEN THE WASHOUT CAPACITY HAS BEEN REDUCED BY 50 PERCENT.
- CONCRETE TRUCKS MUST BE RINSED ON THE STREETS OR ON INDIVIDUAL LOTS. THEY ARE TO BE RINSED ONLY IN THE DESIGNATED WASHOUT AREAS, AND CONCRETE TRUCKS MUST BE RINSED PROPERLY.

IF A WASHOUT AREA IS NOT PROVIDED ON THE SITE, ALL CONCRETE TRUCKS MUST WAIT UNTIL THEY RETURN TO THE PLANT TO WASHOUT IN THE PLANT'S WASHOUT AREA OR IN SOME PROPER DISPOSAL AREA.



**SAND BAG OR SOIL TO BE USED AS WEIGHT**

**Materials**  
Use filter fabric that conforms to SCDOT standard specifications for highway construction (latest edition). Refer to the silt fence geotextile fabric's Approval Sheet #34.

Use steel posts that meet the following minimum physical requirements:  
- be composed of high strength steel with minimum yield strength of 50,000 psi.  
- have a standard "T" section with a nominal face width of 1.38-inches and nominal "T" length of 1.48-inches.  
- weigh 1.25 pounds per foot (4.85 lbs).- be painted with a water based baked enamel paint.

Attach fabric to metal posts with heavy-duty plastic ties.

**Installation**  
Excavate a trench 6-inches wide and 6-inches deep around the outside perimeter of the inlet unless the fabric is pneumatically installed. Extend the filter fabric a minimum of 12-inches into the trench. Backfill the trench with wet or crushed stone and compact over the filter fabric unless the fabric is pneumatically installed.

Use steel posts with a minimum post length of 40-inches consisting of standard "T" sections with a weight of 1.25 pounds per foot (4.85 lbs). Install the filter fabric to a minimum height of 24-inches above grade. Space the steel posts around the perimeter of the inlet at a minimum of 3-feet apart and drive them into the ground a minimum of 24-inches. Cut the filter fabric from a continuous roll to the length of the protected area to avoid the use of joints. When joints are necessary, wrap filter fabric together only at a support post with both ends securely fastened to the post, with a minimum 6-inch overlap.

Attach fabric to steel posts with heavy-duty plastic ties.  
Attach at least four (4) evenly spaced ties in a manner to prevent sagging or tearing of the fabric. In all cases, offset ties in no less than four (4) places.

**Inspection and Maintenance**  
All sediment and erosion control devices shall be inspected at least once every fourteen (14) calendar days and within 24 hours of the end of a storm event of 0.5 inches or greater. If site inspectors identify BMPs that are damaged or are not operating effectively, maintenance must be performed as soon as possible or as reasonably possible and before the next storm event whenever practicable. If a sump is used, sediment should be removed when it fills approximately 1/3 the depth of the hole. Maintain the pool area, always providing adequate sediment storage volume for the next storm.  
Storm drain inlet protection structures should be removed only after the disturbed areas are permanently stabilized. Remove all construction material and sediment, and dispose of them properly. Grade the disturbed area to the elevation of the drop inlet structure crest. Use appropriate permanent stabilization methods to stabilize bare areas around the inlet.

**RBTODD CONSULTING ENGINEERS**  
7436 Broad River Road, Suite 212  
Irmo, SC 29063  
Tel: 803.781.3142  
Fax: 803.781.3142  
www.rbtodd.com

**mcmillan | parsons | smith**  
architects  
ashville atlanta charlotte denver houston  
po box 6922 greensville, sc 29604-6922  
706.644.2424  
www.mpsa.com



1890 EXTENSION SC STATE UNIVERSITY  
CAMP HARRY G. DANIELS 1890 EXTENSION  
FACILITY CONSTRUCTION  
Agency Review ID: H24-9649-CA

SHEET ISSUE:	NO.	DATE	DESCRIPTION	BY
--------------	-----	------	-------------	----

OSE CD REVIEW SUBMITTAL 12/16/2016

**STORM WATER POLLUTION PREVENTION DETAILS**

**C4.02**

Original Plans

WWW.LDLINE.COM