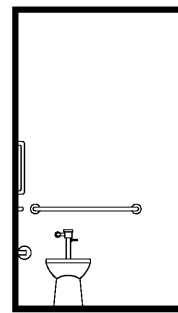
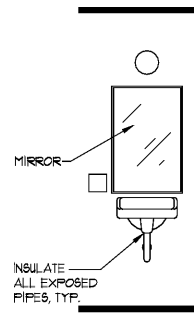


1 Grab Bars and Water Closet Positioning  
1/2" = 1'-0"

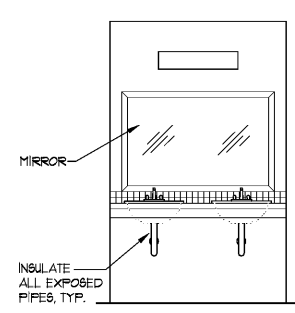
- WATER CLOSETS COMPLY WITH 2010 ADA STANDARDS 603 AND 604
- GRAB BARS COMPLY WITH 2010 ADA STANDARDS 605



Children Ages 5 through 8

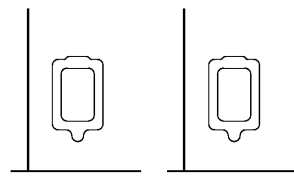


2 Adult Counter Top Height and Mirror Mounting Height  
1/2" = 1'-0"



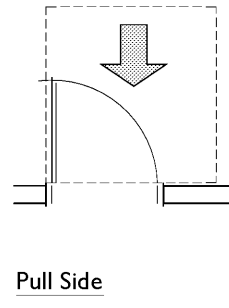
Children Ages 5 through 8

- SINKS COMPLY WITH 2010 ADA STANDARDS 606
- MIRRORS COMPLY WITH 2010 ADA STANDARDS 603.3

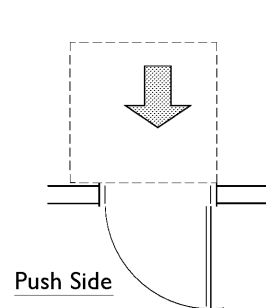


3 Urinal Positioning and Mounting Height  
1/2" = 1'-0"

- URINALS COMPLY WITH 2010 ADA STANDARDS 605



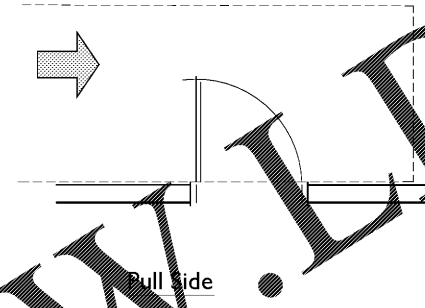
Pull Side



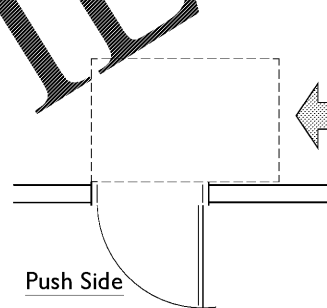
Push Side

4 Maneuvering Clearance at Front Approach Doors  
1/2" = 1'-0"

- MANEUVERING CLEARANCES AT MANUAL SWINGING DOORS COMPLY WITH 2010 ADA STANDARDS 404 TABLE 404.2.4.1



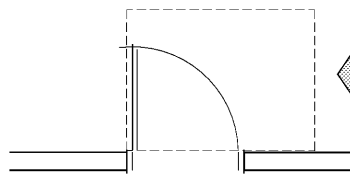
Pull Side



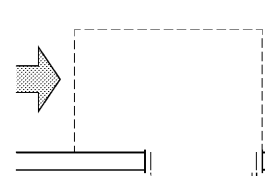
Push Side

5 Maneuvering Clearance at Hinge Side Approach Doors  
1/2" = 1'-0"

- MANEUVERING CLEARANCES AT MANUAL SWINGING DOORS COMPLY WITH 2010 ADA STANDARDS 404 TABLE 404.2.4.1




Pull Side



Push Side

6 Maneuvering Clearance at Latch Side Approach Doors  
1/2" = 1'-0"

- MANEUVERING CLEARANCES AT MANUAL SWINGING DOORS COMPLY WITH 2010 ADA STANDARDS 404 TABLE 404.2.4.1

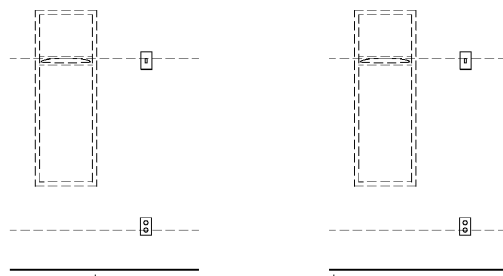


Adult

Children Ages 5 through 8

7 Forward Reach Limitations  
3/4" = 1'-0"

- REACH LIMITATIONS COMPLY WITH 2010 ADA STANDARDS 308
- NOTE - THIS PROJECT DOES NOT UTILIZE WALL MOUNTED PAPER TOWEL DISPENSERS - USED TO ILLUSTRATE REACH ONLY



Adult

Children Ages 5 through 8

8 Side Reach Limitations  
3/4" = 1'-0"

- REACH LIMITATIONS COMPLY WITH 2010 ADA STANDARDS 308
- NOTE - THIS PROJECT DOES NOT UTILIZE WALL MOUNTED PAPER TOWEL DISPENSERS - USED TO ILLUSTRATE REACH ONLY

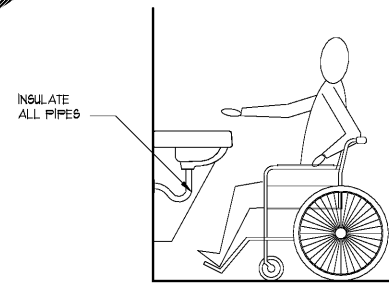


Adult

Children Ages 5 through 8

9 Drinking Fountain Clearances  
3/4" = 1'-0"

- DRINKING FOUNTAINS COMPLY WITH 2010 ADA STANDARDS 602

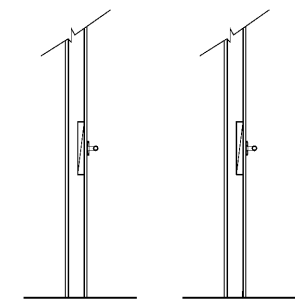
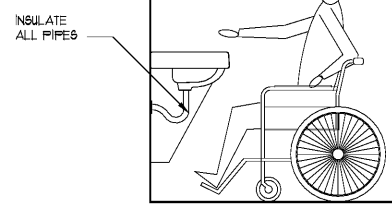


Adult

Children Ages 5 through 8

10 Sink/Counter Clearances  
3/4" = 1'-0"

- KNEE AND TOE CLEARANCE COMPLIES WITH 2010 ADA STANDARDS 306
- SINK MOUNTING HEIGHT COMPLIES WITH 2010 ADA STANDARDS 606



Adult

Children Ages 5 through 8

11 Grab Bar Detail  
3/4" = 1'-0"

- ALL GRAB BARS COMPLY WITH 2010 ADA STANDARDS 603
- GRAB BARS SHALL MAINTAIN CLEARANCE OF 1-1/2" BETWEEN WALL AND INSIDE FACE OF 2" DIAMETER BAR
- GRAB BARS SHALL BE EMBEDDED THROUGH GYP BOARD TO 1 X 12 WOOD BLOCKING EXTENDING HORIZONTALLY IN STUD WALL THE FULL LENGTH OF THE GRAB BAR TO WITHSTAND VERTICAL AND HORIZONTAL FORCE OF 250 POUNDS

These drawings and specifications are owned and copyrighted by GUY PAYNE & ASSOCIATES, ARCHITECTS, P.C. and may not be used, copied or duplicated without written consent. Any unauthorized use or disclosure of the proprietary information contained herein may be subject to legal action containing civil penalties and damages.

GUY PAYNE & ASSOCIATES  
ARCHITECTS, P.C.  
879 Willow Tree Circle, Suite 114  
Cordova, TN 38018  
901.766.1878 (p) 901.766.1879 (f)

NEW COMMUNITY CENTER FOR  
Hickory Chase Apartments  
600 HERITAGE DRIVE  
MADISON, TN

REVISIONS

DATE NO.

PROJECT NUMBER

DATE OF ORIGINAL ISSUE

4/1/18

SHEET NUMBER

AC1.1