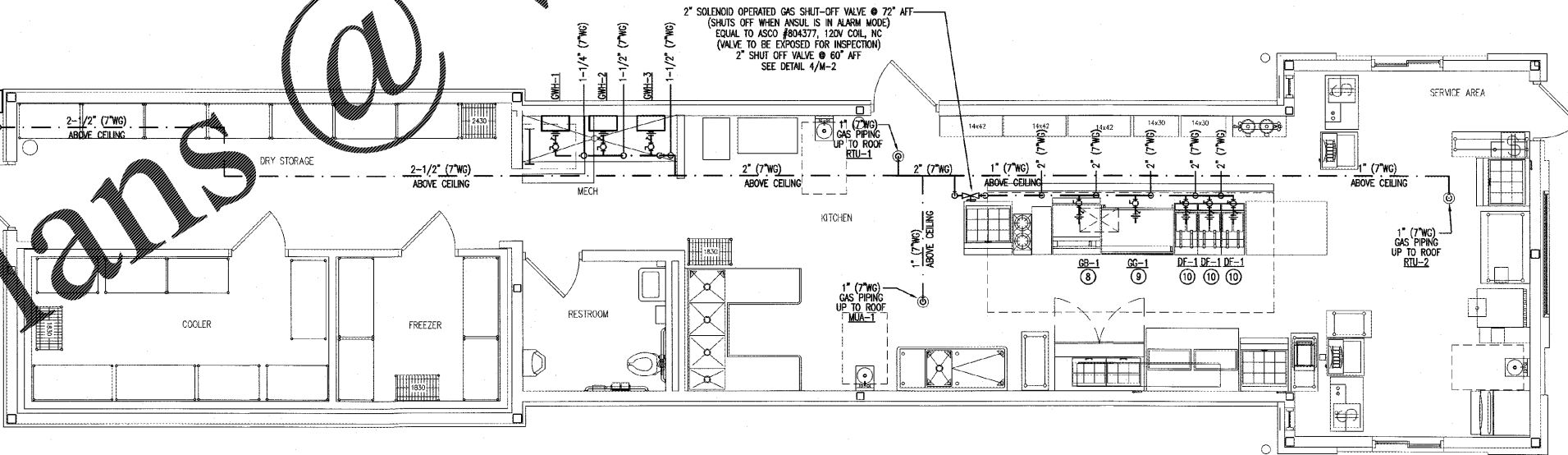
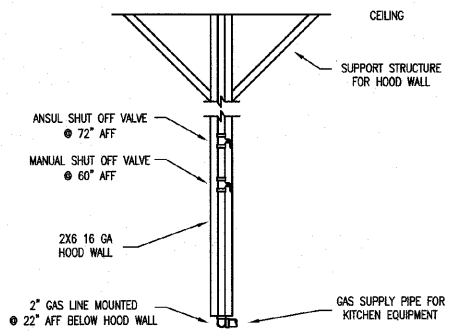
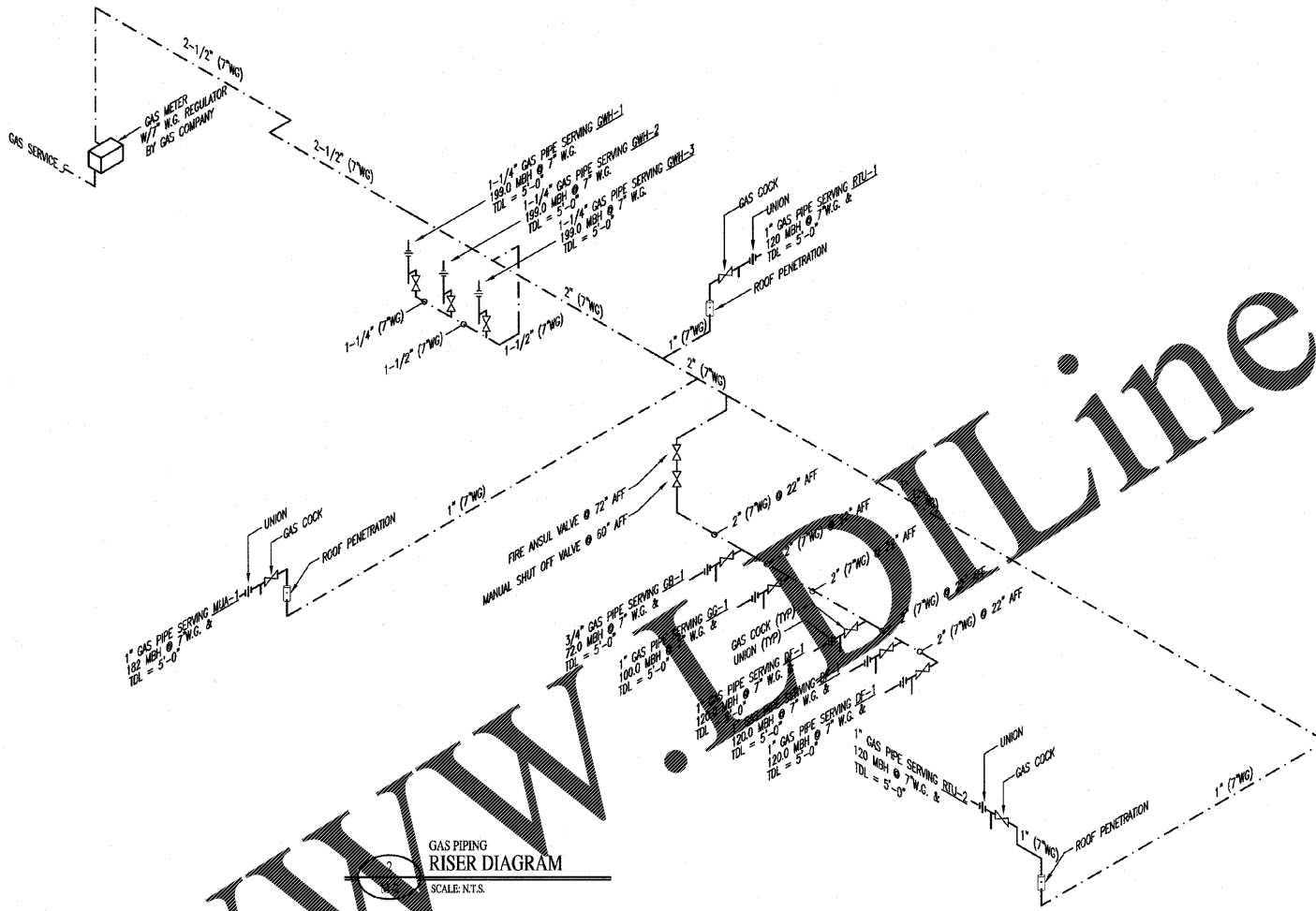


GAS EQUIPMENT SCHEDULE		
MARK	DESCRIPTION	BTU/Hr. INPUT
RTU-1	ROOF TOP UNIT	120,000
RTU-2	ROOF TOP UNIT	120,000
MUA-1	GAS FIRED MAKE-UP AIR UNIT	182,800
GWH-1	WATER HEATER	199,000
GWH-2	WATER HEATER	199,000
GWH-3	WATER HEATER	199,000
GG-1	GAS GRIDDLE	100,000
GB-1	GAS-BROILER	72,000
DF-1	DEEP FRYER	120,000
DF-1	DEEP FRYER	120,000
DF-1	DEEP FRYER	120,000
TOTAL		1,551,600
		● 100' T.D.L.




Copyright © 2018, Alamance Consulting Engineers, P.A. All Rights Reserved. No part of these plans may be copied, reproduced or used in any way without the express written permission of Alamance Consulting Engineers, P.A.



Alamance Consulting Engineers


961-F Burlington Ave.
Gibsonville, N.C. 27249
Phone: (336) 449-4558
www.ace-nc.net
N.C. Firm License Number C-2071



125 S. Elm Street, Suite 300
Greensboro, NC 27401
P. 336.617.4402
F. 336.617.4434
www.landsbyarchitecture.com

NEW BUILDING FACILITY:
COOK OUT
601 West 3rd St.
Pembroke, North Carolina

DRAWING NAME:
GAS PIPING PLAN



DRAWN: MRS
CHECKED: [Signature]
DATE: 11/7/18
SCALE: AS NOTED
JOB NO.: 17116
SHEET:

M-2

Order Plans @ www.LandsbyArchitecture.com