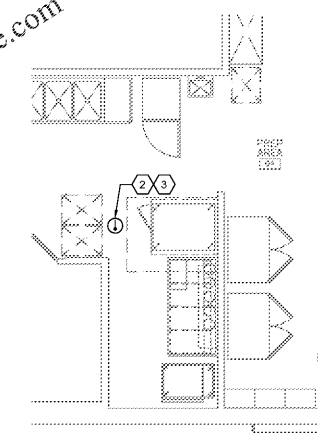


KEYED NOTES

- ① WALL-MOUNTED APPLIANCES SHALL BE MOUNTED SUCH THAT THE ENTIRE LENS IS NOT LESS THAN 80" AND NOT GREATER THAN 96" AFF.
- ② ENSURE THAT ANY NEW NOTIFICATION/INITIATION DEVICES ARE COMPATIBLE WITH THE EXISTING FIRE ALARM SYSTEM.
- ③ INTERCONNECT HOOD ANSUL SYSTEM WITH FIRE ALARM SYSTEM.

Order Plans @ WWW.LDILine.com



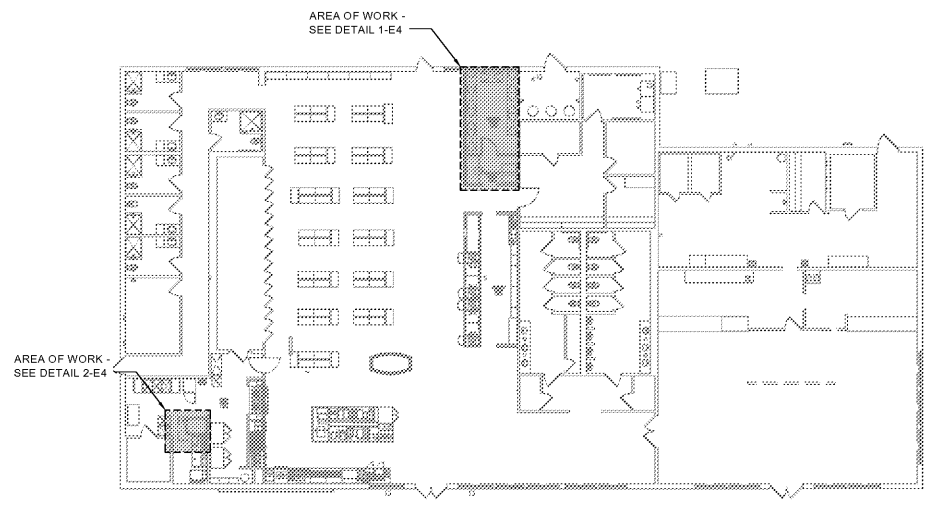
② TRAVEL CENTER FLOOR PLAN - FIRE ALARM SYSTEM
SCALE: 3/16" = 1'-0"

**TRAVEL CENTER FLOOR
PLAN FIRE ALARM**
PILOT TRAVEL CENTER
15845 WHYTE HARDEE BLVD
HARDEEVILLE, SC 29927

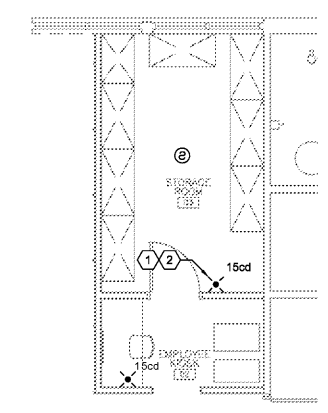
DATE	12-07-17	DRAWN BY	B.R.A.	PROJECT	4569-01
DATE	REVISION	DESIGN BY	DATE	PAGES	17/248
		REVISION DESCRIPTION			

© COPYRIGHT 2017 (UNPUBLISHED)
PILOT FLOOR PLAN J
NO REUSE OR REPRODUCTION OF THIS DRAWING IS PERMITTED, EXCEPT AS EXPRESSLY AUTHORIZED BY PILOT FLOOR PLAN J.

E4



③ TRAVEL CENTER FLOOR PLAN - KEY
SCALE: N.T.S.



① TRAVEL CENTER FLOOR PLAN - FIRE ALARM SYSTEM
SCALE: 3/16" = 1'-0"

PAGE
INNERWORKS, P.A.
ENGINEERS & CONSULTANTS
923 MAIN STREET, NORTH WILKESBORO, NC 28659
PHONE: 336-667-4225 FAX: 336-667-4332
SC - COMM. REG. 1625 MARCH 31, 2019