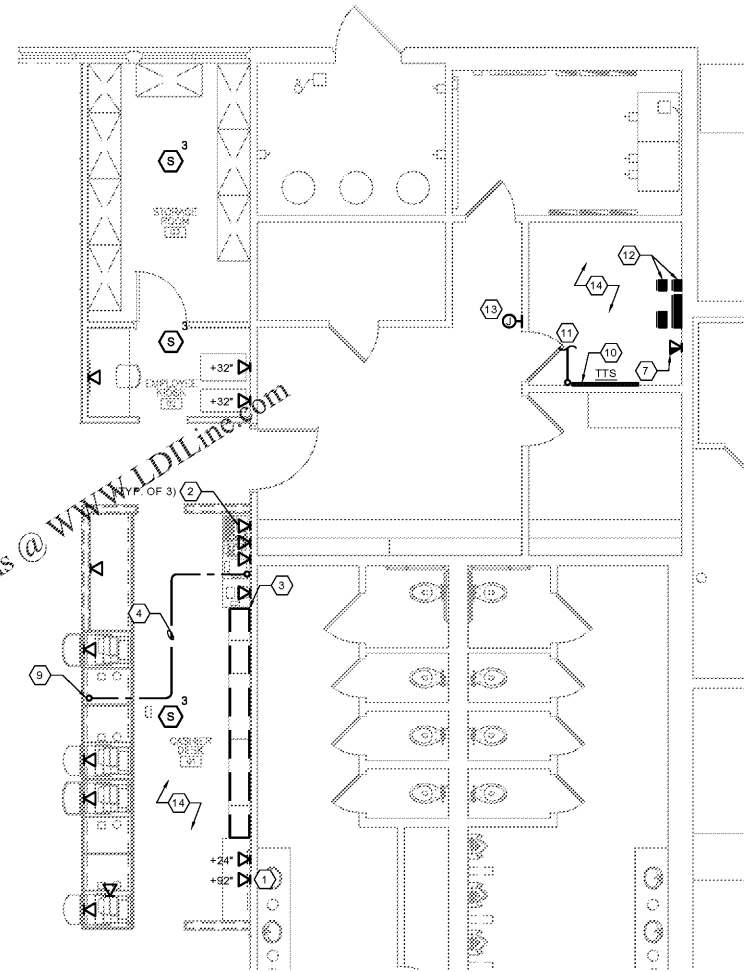
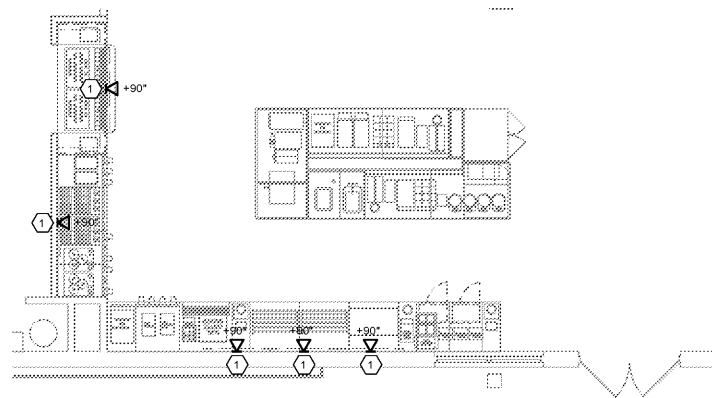


**3**  
E3 TRAVEL CENTER FLOOR PLAN - KEY  
SCALE: NTS



**2**  
E3 TRAVEL CENTER FLOOR PLAN - COMMUNICATIONS ROUGH-IN  
SCALE: 3/16" = 1'-0"



**1**  
E3 DUNKIN DONUTS - COMMUNICATIONS ROUGH-IN  
SCALE: 3/16" = 1'-0"

**KEYED NOTES**

- 1 PROVIDE JUNCTION BOX FOR CAT-5 CONNECTION TO DIGITAL DISPLAY SCREEN AT CASHIER DESK AND DRINK BAR.
- 2 MOUNT INSIDE CASEWORK. COORDINATE LOCATION WITH OWNER.
- 3 CONTRACTOR SHALL AVOID THE WALL AREA BEHIND THE CIGARETTE DISPLAY CASES FOR CONDUITS ROUTED TO THE CASHIER DESK.
- 4 PROVIDE 1" SPARE CONDUIT WITH 200LB. PULL-STRING ROUTED UNDER FLOOR TO WALL CAVITY BEHIND CASHIER DESK. EXTEND CONDUIT TO AN ACCESSIBLE AREA 6" ABOVE WALL. INCLUDE NYLON BUSHINGS.
- 5 NOT USED.
- 6 NOT USED.
- 7 PROVIDE (1) RJ-45 DATA CONNECTION FOR ENERGY MANAGEMENT PANEL.
- 8 NOT USED.
- 9 STUB UP CONDUIT INSIDE DESK. COORDINATE WITH CASEWORK.
- 10 4'x8'x3/4" PLYWOOD BACKBOARD PAINTED FIRE RETARDANT GRAY FOR MOUNTING TELEPHONE EQUIPMENT. PROVIDE GROUND BAR WITH #6 IN CONDUIT TO GROUNDING ELECTRODE SYSTEM.
- 11 (1) 4" CONDUIT FOR TELEPHONE SERVICE ENTRANCE. STUB OUTSIDE BUILDING TO LOCATION SPECIFIED BY TELEPHONE UTILITY.
- 12 ALL LIGHTING CIRCUITS THAT ARE TO BE CONTROLLED SHALL BE ROUTED THROUGH LIGHTING CONTROL PANELS "LCP1" AND "LCP2". COORDINATE EXACT LOCATION OF PANEL WITH CONTROLS CONTRACTOR AND SEE CONTROL DRAWINGS FOR CONNECTION DIAGRAMS.
- 13 2'x4" BOX MOUNTED 46" AFF TO CENTER LINE OF BOX UNO. PROVIDE CONDUIT FROM BOX TO ABOVE CEILING. PROVIDE 1/2" CONDUIT WITH PULLSTRING IN DOOR FRAME FROM ELECTRIC STRIKE TO ABOVE CEILING. COORDINATE WITH DOOR FRAME MANUFACTURER/INSTALLER.
- 14 CONTRACTOR SHALL EXTEND ALL CONDUIT, CONDUCTORS AND CABLING FROM EXISTING CASHIER DESK LOCATION TO NEW CASHIER DESK LOCATION AND NEW CTS ROOM NECESSARY TO HAVE A COMPLETE AND OPERATIONAL FUELING CONTROL SYSTEM.

**SPEAKER WIRING LEGEND**

ZONE NO.	DESCRIPTION
1	DIESEL CANOPY
2	AUTO CANOPY
3	STORE
4	RESTAURANT
5	POWERED SPEAKER

DRAWING SYMBOLS (ZONE NO. INDICATED):

	CEILING MOUNTED SPEAKER
	WALL MOUNTED SPEAKER
	BULLHORN SPEAKER

FOR EACH SPEAKER, PROVIDE (1) CAT. 3 CABLE TO CTS ROOM.

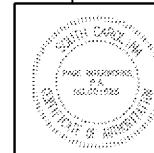
CONDUIT TAG - REFER TO TRAVEL CENTER CONDUIT SCHEDULE SHEET E5.2 FOR ALL CONDUIT REQUIREMENTS INCLUDING SIZE, QUANTITY AND FILL.

**TRAVEL CENTER FLOOR  
PLAN COMMUNICATIONS ROUGH-IN**  
**PILOT TRAVEL CENTER**  
15845 WHYTE HARDEE BLVD  
HARDEEVILLE, SC 29927

DATE	REV	DESCRIPTION	BY	CHK
12-07-17				

© COPYRIGHT 2017 (UNPUBLISHED)  
PILOT TRAVEL J

THIS DRAWING IS CONFIDENTIAL  
NO USE OR DISSEMINATION OF THIS DRAWING  
IS PERMITTED EXCEPT AS EXPRESSLY  
AUTHORIZED BY PILOT TRAVEL J



**PAGE**  
**INTERWORKS, P.A.**  
**ENGINEERS & CONSULTANTS**  
923 MAIN STREET, NORTH WILKESBORO, NC 28659  
PHONE: 336-667-4225 FAX: 336-667-4332  
SC - (JAN 16) 1625 MARCH 31, 2019

**E3**