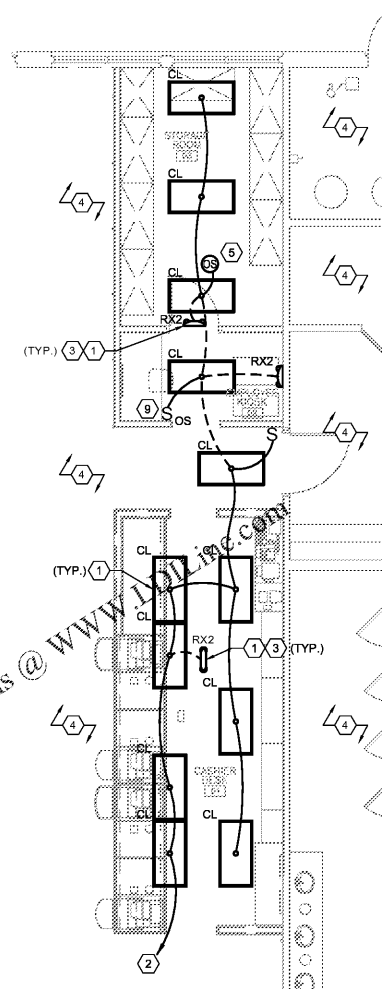


GENERAL ELECTRICAL NOTES

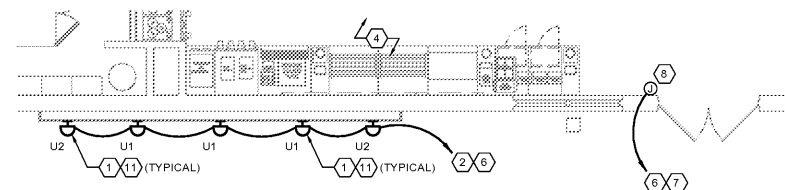
1. COORDINATE EXACT LOCATIONS OF ALL LIGHTING FIXTURES WITH FINAL REFLECTED CEILING PLAN PROVIDED BY ARCHITECT.
2. PROVIDE SEAL FITTINGS WITH SEALING COMPOUND AT CONDUIT ENTRIES TO WALK-IN COOLERS AND FREEZERS.

KEYED NOTES

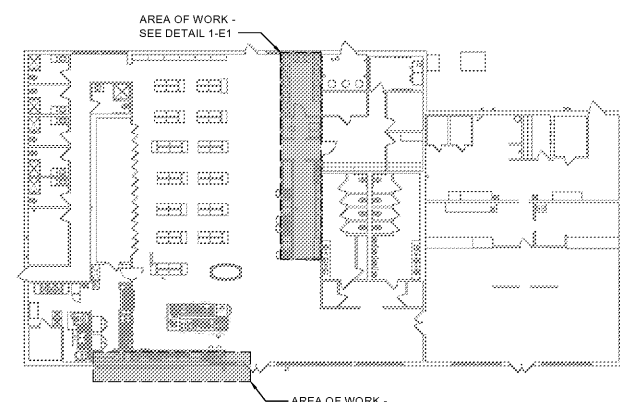
- ① CONTRACTOR SHALL INSTALL NEW OWNER PROVIDED FIXTURE(S). SEE FIXTURE SCHEDULE ON SHEET E0 FOR FIXTURE DESCRIPTION.
- ② CONTRACTOR SHALL REUSE EXISTING CIRCUIT CURRENTLY SERVING LIGHTING IN THIS AREA. CONTRACTOR TO VERIFY CAPACITY AVAILABLE ON CIRCUIT PRIOR TO CONNECTING NEW LIGHTING.
- ③ CONTRACTOR SHALL WIRE ALL EMERGENCY, EGRESS, AND EXIT FIXTURES AHEAD OF ALL LOCAL SWITCHING.
- ④ EXISTING LIGHTING TO REMAIN. CONTRACTOR SHALL CLEAN AND RELAMP AS DIRECTED.
- ⑤ OCCUPANCY SENSOR SHALL BE HUBBELL MODEL #OMNIRLRP. PROVIDE WITH ALL NECESSARY POWER PACKS (HUBBELL MODEL #UVPP), TRANSFORMERS AND MOUNTING HARDWARE.
- ⑥ CONNECT VIA EXISTING EXTERIOR LIGHTING CONTROLS.
- ⑦ CONTRACTOR SHALL UTILIZE EXISTING CIRCUIT BREAKER CURRENTLY SERVING SIGNAGE IN THIS AREA. PROVIDE CONNECTION TO NEW SIGNAGE.
- ⑧ CONNECT TO BUILDING MOUNTED SIGN. COORDINATE EXACT LOCATION WITH SIGN INSTALLER PRIOR TO ANY ROUGH-IN.
- ⑨ OCCUPANCY SENSOR SHALL BE HUBBELL MODEL #LHMTS1 RECESS MOUNTED IN A SINGLE GANG BOX AT 42" AFF TO BOTTOM OF BOX.
- ⑩ NOT USED.
- ⑪ COORDINATE EXACT LOCATION AND MOUNTING HEIGHTS WITH ARCHITECTURAL ELEVATIONS PRIOR TO ANY ROUGH-IN.



① TRAVEL CENTER FLOOR PLAN - LIGHTING
SCALE: 3/16" = 1'-0"

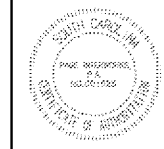


② TRAVEL CENTER FLOOR PLAN - LIGHTING
SCALE: 3/16" = 1'-0"



③ TRAVEL CENTER FLOOR PLAN - KEY
SCALE:

NOTE TO CONTRACTOR:
DUE TO LACK OF CURRENT AS-BUILT DRAWINGS, ELECTRICAL PLANS WERE PRODUCED USING DATA FROM THE ORIGINAL DESIGN DOCUMENTS. ALL PANEL DESIGNATIONS, CIRCUIT IDENTIFIERS AND EXISTING LOADS ARE ASSUMED. CONTRACTOR SHALL HAVE THE RESPONSIBILITY OF VERIFYING ALL INFORMATION PRIOR TO BIDDING AND ROUGH-IN.



PAGE
INNERWORKS, P.A.
ENGINEERS & CONSULTANTS
923 MAIN STREET, NORTH WILKESBORO, NC 28659
PHONE: 336-667-4225 FAX: 336-667-4332

**TRAVEL CENTER
FLOOR PLAN LIGHTING**
PILOT TRAVEL CENTER
15845 WHYTE HARDEE BLVD
HARDEEVILLE, SC 29927

DATE	12-07-17	DRAWN BY	B.R.A.	PROJECT	4569-01
DATE	REN	DESIGN BY	DFH	PAGES	17/248
		REVISION	DESCRIPTION		

© COPYRIGHT 2017 (UNPUBLISHED)
PILOT FLOOR PLAN
THIS DRAWING IS CONFIDENTIAL
NO USE OR DISCLOSURE OF THIS DRAWING
IS PERMITTED EXCEPT AS EXPRESSLY
AUTHORIZED BY PILOT FLOOR PLAN

1
E1