

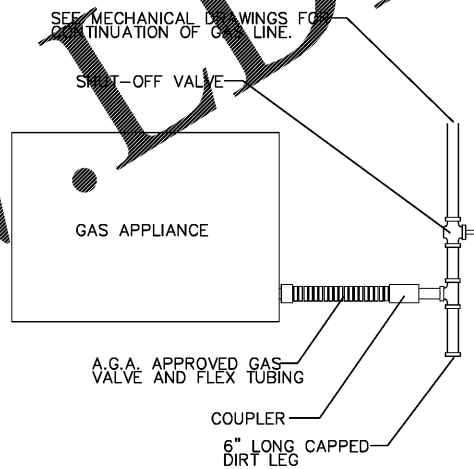
1 GAS RISER DIAGRAM
NO SCALE

GAS SERVICE REQUIREMENTS:

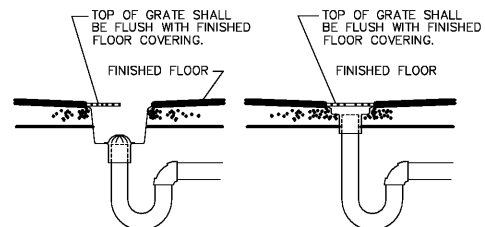
WATER HEATER	199,000 BTUH
AHU-1	77,000 BTUH
AHU-2	77,000 BTUH
AHU-3	77,000 BTUH
AHU-4	77,000 BTUH
GRIDDLE (1)	150,000 BTUH
FRYER (4)	280,000 BTUH
MUA	130,000 BTUH
TOTAL	1,067,000 BTUH INPUT

NOTE: ALL INT. & EXT. GAS PIPING SHALL BE PAINTED BLACK INDUSTRIAL ENAMEL.

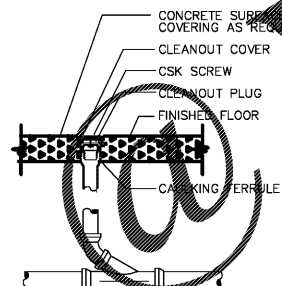
PROVIDE MINIMUM GAS PRESSURE OF 7" W.C. PROVIDE WITH PROPER GAS PRESSURE REGULATORS AND VALVES AS REQUIRED



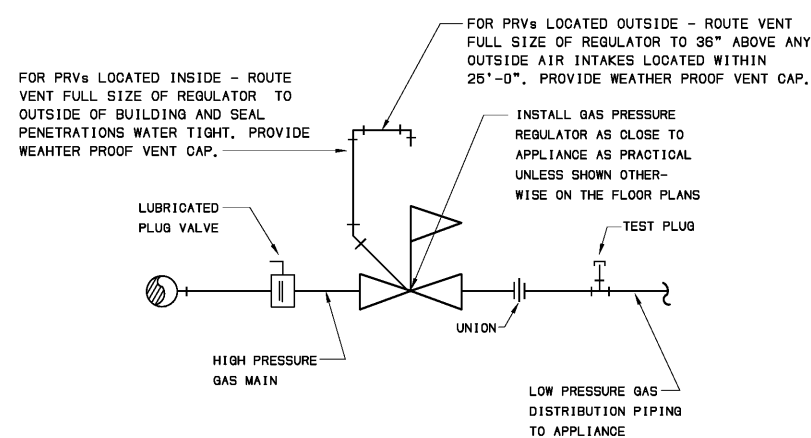
4 GAS APPLIANCE CONNECTION DETAIL
NO SCALE



2 FLOOR DRAIN DETAILS
NO SCALE



3 CLEANOUT DETAIL
NO SCALE



5 GAS PRESSURE REGULATOR DETAIL
NO SCALE



STORE #6679

6808 SIEGEN LANE
BATON ROUGE, LA 70809

PROJ. NO.: 1722
DATE: 01/22/2018

SHEET TITLE:
DETAILS - PLUMBING

DRAWING SHEET IS FULL SIZE AT 22" x 34"
REDUCED 11" x 17" SHEET IS HALF SIZE

SHEET NO.:

P2.01

Order Plans

WWW.LDLine.com