

INTERIOR ELEVATIONS CODED NOTES

- CODED NOTES:**
- 850. INSTALL CORNER GUARDS (CG-1) ON ALL GYPSUM BOARD OUTSIDE CORNERS IN SALES & OFFICE AREAS.
 - 851. LEVEL 5 WALL FINISH REQUIRED THROUGHOUT ENTIRE TENANT SPACE. SEE FINISH SCHEDULE ON A4.0 FOR LEVEL DEFINITIONS.
 - 852. ACOUSTIC CEILING TILE SEE A1.6 REFLECTED CEILING PLAN.
 - 853. ACCENT WALL TO BE PAINTED P-3 TO 14'-0" A-F-F @ SALES AREA AND @ FITTING ROOM SALES WALL. PAINT TO UNDERSIDE OF CEILING IN BREAKROOM, LAYAWAY, E-LEARNING, AND FITTING ROOM. SEE FINISH SCHEDULE ON A4.0 FOR MORE DETAIL.
 - 854. PROVIDE GYPSUM BOARD CONTROL JOINTS AT BOTH EDGES ABOVE ALL BULKHEADS AND DOOR OPENINGS ON SALES FLOOR. SEE DETAIL 314.1 FOR MORE INFORMATION.

INTERIOR ELEVATION GENERAL NOTES:

1. DO NOT SCALE DRAWING
2. DIMENSIONS ARE FROM FACE OF FINISHED WALL TO FACE OF FINISHED WALL UNLESS NOTED OTHERWISE. (U.N.O.)
3. SEE SCHEDULE AND DETAILS ON SHEET A4.0 FOR PARTITION, TOILET ROOM SCHEDULE, FINISH SCHEDULE, DOOR SCHEDULE, AND DOOR SCHEDULE.
4. IT IS THE RESPONSIBILITY OF THE GENERAL CONTRACTOR TO CROSS CHECK THEM E.P. DRAWINGS WITH THE ARCHITECTURAL DRAWING PRIOR TO THE ORDERING / INSTALLATION OF MECHANICAL, ELECTRICAL, AND PLUMBING WORK. ANY DISCREPANCIES BETWEEN THE ARCHITECTURAL AND M.E.P. DRAWINGS SHALL BE BROUGHT TO THE ARCHITECT'S ATTENTION FOR IMMEDIATE CLARIFICATION.
5. ALL CONSTRUCTION SHALL COMPLY WITH ALL APPLICABLE STATE, CITY AND LOCAL CODES AND ORDINANCES AT THE LOCATION OF THE PROJECT.
6. WHERE EXISTING CONDITIONS ARE CUT OR DISRUBBED PERMIT INSTALLATION OF NEW WORK. CHANGING OR PAINTING EXISTING DISTURBED CONSTRUCTION TO ORIGINAL CONDITION.
7. CONTRACTOR TO VERIFY ALL PLYWOOD SHEETS INSTALLED FOR ELECTRICAL EQUIPMENT WITH ELECTRICAL SHEETS. INSTALL PLYWOOD AS DIRECTED ON ELECTRICAL SHEETS.
8. DIMENSIONS AND CONDITIONS SHALL BE VERIFIED IN THE FIELD BY THE GENERAL CONTRACTOR (GC) PRIOR TO CONSTRUCTION OR ORDER OF MATERIALS. ANY DISCREPANCIES, CHANGES, DEVIATIONS OR INCONSISTENCIES BETWEEN THE AS-BUILT CONDITIONS AND THESE DRAWINGS SHALL IMMEDIATELY BE REPORTED TO THE OWNER BEFORE CONSTRUCTION.
9. INSTALL CORNER GUARDS ON ALL GYPSUM BOARD CORNERS THROUGHOUT INTERIOR BURLINGTON SPACE. CG-2 TO BE INSTALLED IN SALES, OFFICE & RESTROOM CORRIDOR AREAS. CG-2 TO BE INSTALLED IN STOCK AREAS. SEE SHEET A1.3 FOR MORE DETAIL ON DOOR TAG CALLOUTS.
10. SEE A0.3 FOR ALL ACCESSIBLE DETAILS.
11. CONFIRM LOCATIONS OF EQUIPMENT AND PLYWOOD IN EQUIPMENT ROOM WITH BURLINGTON PROJECT MANAGER PRIOR TO INSTALLATION.
12. WALL SHELVING TO BE CENTERED OVER COUNTERS. U.N.O.



501 Chapel Avenue East
Cherry Hill, New Jersey 08034
P 856.425.8877
F 856.425.8379
W gharrielummis.com



Date: 02/22/16
William J Fearon AIA
VA 017851

CLIENT & PROJECT

Burlington
BURLINGTON STORES, INC.
1830 ROUTE 130 NORTH
BURLINGTON, NEW JERSEY
08016

SYMBOL LEGEND	
SYMBOL	DESCRIPTION
###	CODED NOTE (SEE SPECIFIC SHEET CODED NOTES)
X	FIXTURE / ACCESSORY (SEE TOILET ROOM SCHEDULE)
XXX	FINISH TAG (SEE FINISH SCHEDULE ON SHEET A4.0)

GC TO PROVIDE INTERIOR SIGNAGE PER LOCAL CODE REQUIREMENTS. GC TO CONFIRM FINAL SIGNAGE REQUIREMENTS AND VERIFY FINAL ORDER WITH BURLINGTON PM.

**INTERIOR TENANT IMPROVEMENT
FOR BURLINGTON STORES AT
MANASSAS, VA
STORE #188**
SUDLEY TOWN PLAZA
7685 SUDLEY ROAD
MANASSAS, VA 20109
PRINCE WILLIAM COUNTY

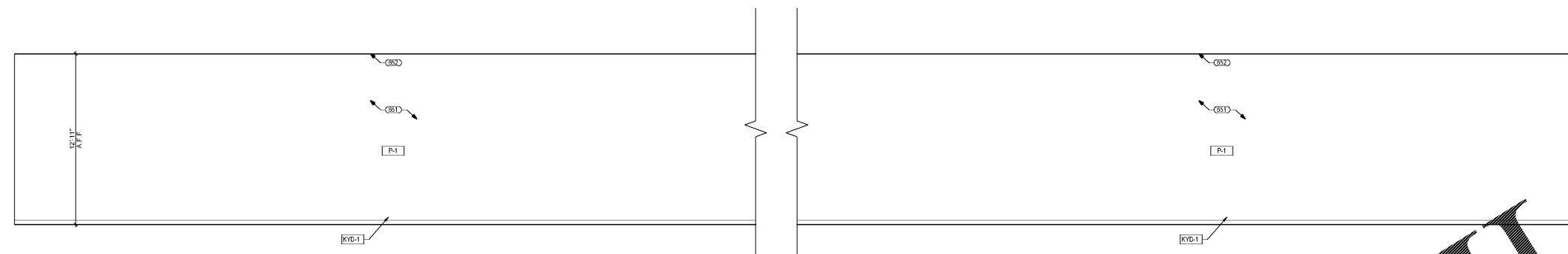
DISTRIBUTION:	DATE
0 PERMIT SUBMISSION	02/22/2016

PROJECT INFO:
PROJECT NUMBER:
9333.10
DRAWN: PPW
CHECKED: JMD

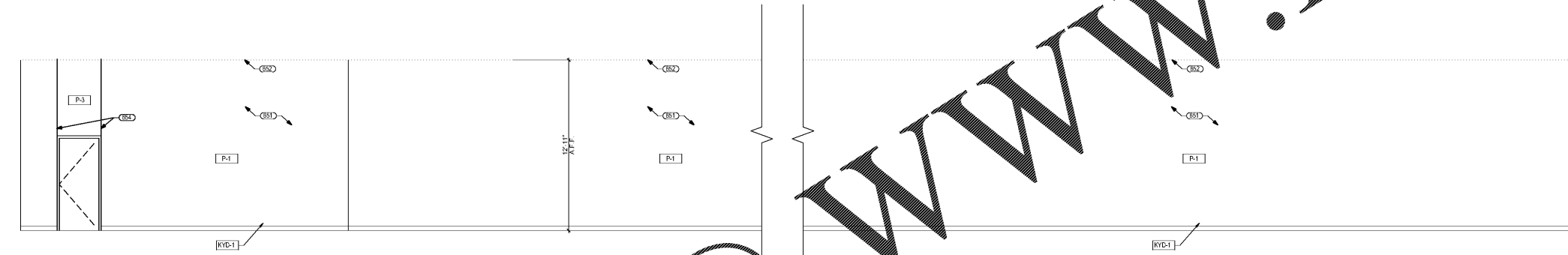
NOTE & COPYRIGHT:
CONTRACTOR SHALL VERIFY EXISTING CONDITIONS AND CORRELATE DIMENSIONS PRIOR TO PROVIDING THE WORK DETAILS IN THESE DRAWINGS AND SHALL PROMPTLY NOTIFY THE ARCHITECT OF ANY DISCREPANCIES. UNAUTHORIZED REPRODUCTION OR OTHER USE OF THIS DRAWING IS PROHIBITED.

DRAWING NAME & TITLE:
INTERIOR ELEVATION

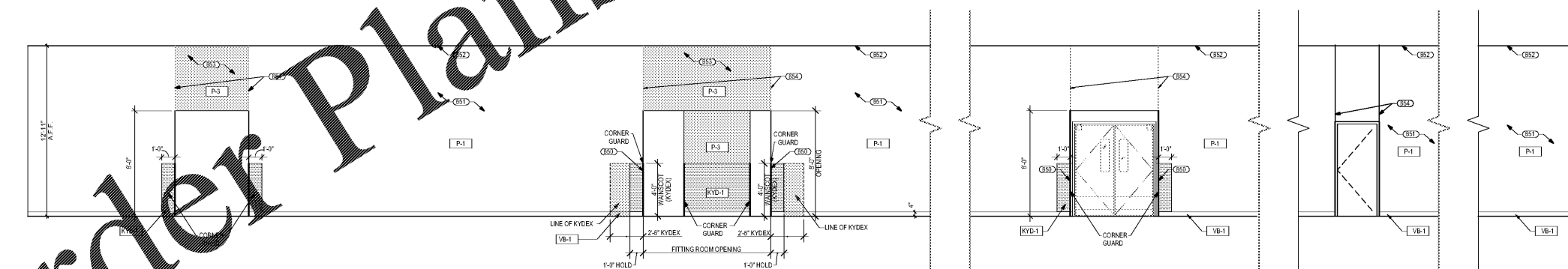
A3.1



20 RIGHT OF HOUSE INTERIOR ELEVATION
SCALE: 1/4" = 1'-0"



13 LEFT OF HOUSE INTERIOR ELEVATION
SCALE: 1/4" = 1'-0"



BACK OF HOUSE INTERIOR ELEVATION
SCALE: 1/4" = 1'-0"

Order Plans @

WWW.LDDILLI.COM