

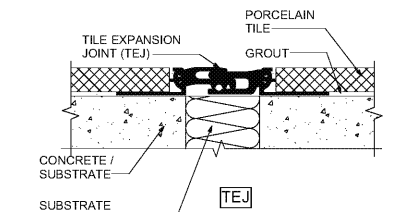
FLOOR FINISH SCHEDULE			
KEY	MATERIAL	HATCH	AREA
CT-1	CERAMIC TILE	[Hatch]	542
FS-1	FLOOR SEALER	[Hatch]	5,872
LVT-1	LUXURY VINYL ...	[Hatch]	32,923
LVT-2	LUXURY VINYL ...	[Hatch]	714
PCT-1	PORCELAIN TILE	[Hatch]	11,529
Z-1	ENTRY FLOOR...	[Hatch]	314
Z-2	ENTRY FLOOR...	[Hatch]	321

FLOOR TRANSITION SCHEDULE		
KEY	DESCRIPTION	LINEAR FEET
TR-1	TRANSITION STRIP (SEE SCHEDULE ON A4.0)	1,675 FT.
TR-2	TRANSITION STRIP (SEE SCHEDULE ON A4.0)	15 FT.
TR-3	TRANSITION STRIP (SEE SCHEDULE ON A4.0)	22 FT.
TR-4	TRANSITION STRIP (SEE SCHEDULE ON A4.0)	34 FT.
TR-5	TRANSITION STRIP (SEE SCHEDULE ON A4.0)	4 FT.
TR-6	TRANSITION STRIP (SEE SCHEDULE ON A4.0)	6 FT.
TEJ	TILE EXPANSION JOINT(SEE SCHEDULE ON A4.0)	

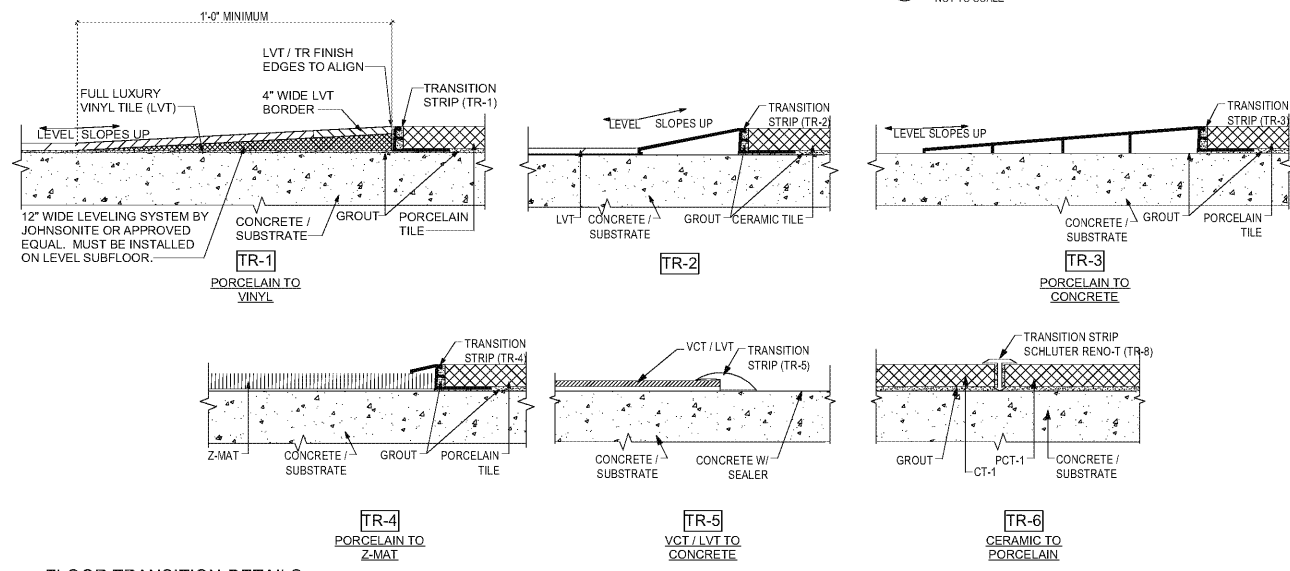
- FLOOR FINISH PLAN CODED NOTES**
- FLOORING INSTALLER TO VERIFY ALL DIMENSIONS PRIOR TO INSTALLATION & NOTIFY BURLINGTON PM OF ANY DISCREPANCIES.
 - PROVIDE & INSTALL THRESHOLD AT ALL EXTERIOR DOORS.
 - FLOOR DRAIN. SLOPE SLAB TOWARDS DRAIN AS REQUIRED. SEE PLUMBING PLANS FOR DETAILS.
 - 4" WIDE LVT BORDER TO BE RAMPED TO PCT TRANSITION STRIP. SEE DETAIL 2/A1-4
 - CLEAN, PREP, AND APPLY SEALER TO ALL EXTERIOR CONCRETE SURFACES.
 - TILE EXPANSION JOINT OVER SUBSTRATE EXPANSION JOINT. TYP. OF ALL SUBSTRATE EXPANSION JOINTS - SEE DETAIL 1/A1.4. G.C. TO CONFIRM LENGTH AND LOCATION PER MANUFACTURERS REQUIREMENT.
 - ACTUAL AISLE WILL CONSIST OF SIX (6) (7) OR (8) FULL TILES AND 1/8" GROUT LINES.
 - PROTECT TILE AS REQUIRED THROUGHOUT CONSTRUCTION. SEE GENERAL NOTES BELOW FOR ADDITIONAL INFORMATION.

- GENERAL FLOOR FINISH NOTES**
- DO NOT SCALE DRAWING
 - SEE FINISH SCHEDULE FOR MORE DETAIL
 - ALL CONSTRUCTION SHALL COMPLY WITH ALL APPLICABLE STATE, CITY AND LOCAL ORDINANCES AND FINISHES AT THE LOCATION OF THE PROJECT.
 - WHERE EXISTING CONDITIONS ARE CUT OR DISTURBED TO PERMIT INSTALLATION OF NEW WORK, MATCH AND PATCH EXISTING DISTURBED CONSTRUCTION TO ORIGINAL CONDITION.
 - DIMENSIONS AND CONDITIONS SHALL BE VERIFIED IN THE FIELD BY THE GENERAL CONTRACTOR (G.C.) PRIOR TO CONSTRUCTION OR ORDER OF MATERIALS. ANY REVISIONS, CHANGES, DEVIATIONS OR INCONSISTENCIES BETWEEN THE AS-BUILT CONDITIONS AND THESE DRAWINGS SHALL IMMEDIATELY BE REPORTED TO THE OWNER BEFORE CONSTRUCTION.
 - G.C. TO VERIFY AND ENSURE THAT SUB-FLOOR IS SOUND, SMOOTH, FLAT & READY TO ACCEPT FINISH FLOORING MATERIALS. SEE PROJECT SPECIFICATION MANUAL FOR ADDITIONAL INFORMATION.
 - INSTALL 4" EGRESS TAPE / PAINT ON STOCK / RECEIVING ROOM FLOORS WHEN REQUIRED BY LOCAL FIRE MARSHALL OR BUILDING OFFICIAL.
 - ALL CERAMIC FLOOR TILE IS TO BE PROTECTED IMMEDIATELY UPON INSTALLATION W/ 1/8" MASONITE BOARD, DUCT TAPED AT ALL EDGES. ALL TAPE & ADHESIVE RESIDUE ON TILE TO BE REMOVED & ALL TILE TO BE POLISHED BEFORE GRAND OPENING.
 - ANY DAMAGED FLOOR TILE SHALL BE REPLACED AT THE GENERAL CONTRACTOR'S EXPENSE. SEE GENERAL CONDITIONS FOR ADDITIONAL INFO.
 - PROVIDE TRANSITIONS AT ALL CHANGE OF FLOOR MATERIAL LOCATIONS.
 - PITCH / SLOPE FLOORS IN JANITOR AND TOILET ROOMS TOWARDS FLOOR DRAINS. CUT TILES AS REQUIRED AT DRAIN.
 - GROUT LINES IN ALL TILE SHALL BE A MAXIMUM 1/8".
 - PORCELAIN SALES TILE: TILES TO BE CUT NO SMALLER THAN 11" OVER SIX (6) TILES. LOCATE CUT TILES IN CENTER OF AISLE (NOT NEAR INTERSECTIONS).

SYMBOL LEGEND	
SYMBOL	DESCRIPTION
ROOM (###)	ROOM NAME & NUMBER (SEE SCHEDULE SHEET ON A4.0)
(###)	CODED NOTE (SEE SPECIFIC SHEET CODED NOTES)
(XXX)	FLOOR FINISH LABEL (SEE FINISH SCH. ON A4.0)

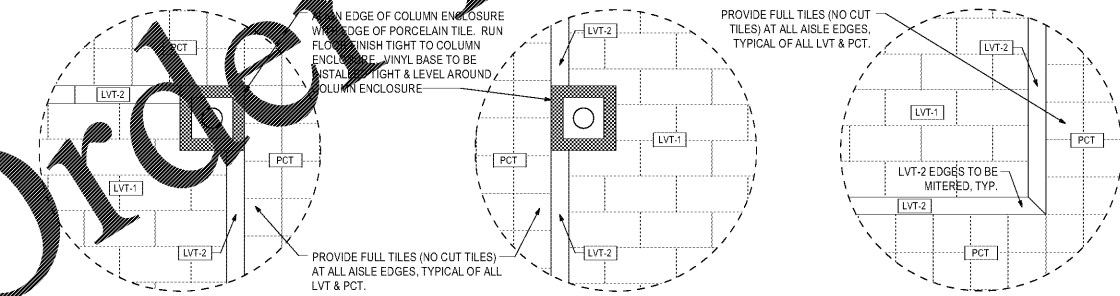


7 TILE EXPANSION JOINT
NOT TO SCALE



1 FLOOR TRANSITION DETAILS
NOT TO SCALE

9 FLOOR FINISH PLAN
SCALE: 1/16" = 1'-0"



4 TILE INTERSECTION DETAILS
NOT TO SCALE

William J. Fearon Architects
 ARCHITECTS
 601 Chapel Avenue East
 Cherry Hill, New Jersey 08034
 P 856.425.9877
 F 856.425.6379
 W jfearon@williamjfearon.com

Date: 02/22/16
 William J. Fearon AIA
 VA 017651
 CLIENT & PROJECT

Burlington
 BURLINGTON STORES, INC.
 1830 ROUTE 130 NORTH
 BURLINGTON, NEW JERSEY
 08016

INTERIOR TENANT IMPROVEMENT
 FOR BURLINGTON STORES AT
 MANASSAS, VA
 STORE #188
 SUDLEY TOWN PLAZA
 7685 SUDLEY ROAD
 MANASSAS, VA 20109
 PRINCE WILLIAM COUNTY

DISTRIBUTION:	DATE:
0 PERMIT SUBMISSION	02/22/2016

PROJECT INFO:
 PROJECT NUMBER:
 9333.10
 DRAWN: JMD
 CHECKED: JMD
 NOTE & COPYRIGHT:
 CONTRACTORS SHALL VERIFY EXISTING CONDITIONS AND CORRELATE DIMENSIONS PRIOR TO PROVIDING THE WORK DETAIL IN THESE DRAWINGS AND SHALL PROMPTLY NOTIFY THE ARCHITECT OF ANY DISCREPANCIES. UNAUTHORIZED REPRODUCTION OR OTHER USE OF THIS DRAWING IS PROHIBITED.