

**FOOD SERVICE EQUIPMENT**

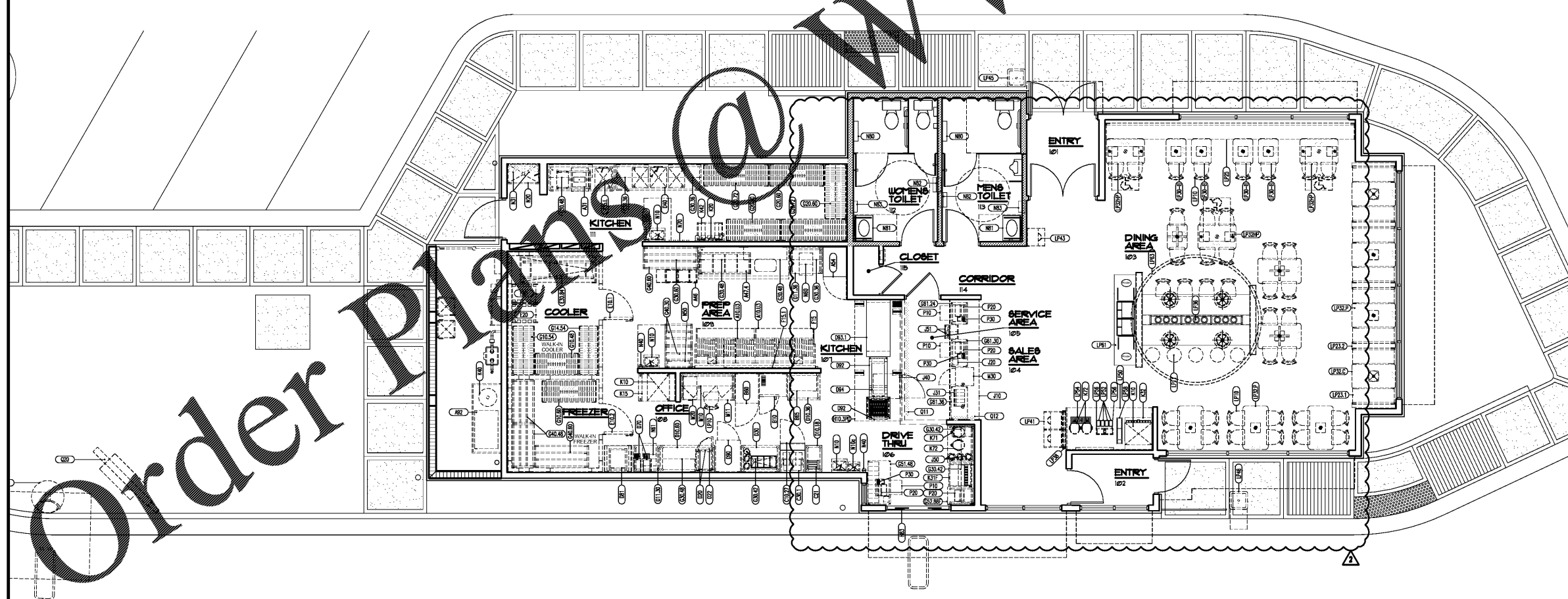
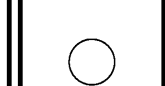

**EQUIPMENT INSTALLATION NOTES**

A - FRYING		D - PREP		G - SHELVING		L - DINING		N - MISC.						
A10J3	2	FRYER BATTERY, 3-20", GAS	D30	1	HOLDING CABINET, REACH-IN	G528F	1	DRIVE-THRU DRINK STATION	LP10	30	CHAIR, DINING	N10	3	HAND SINK WITH HAND FREE LEVER
A31	1	MARNATOR - (REDUCED HEIGHT)	D32	2	SIDE ITEMS HOLDING UNIT, PASS-THRU	G6124	1	SHELVING, 2 TIER, UNDERCOUNTER WITH 34" POSTS, 18" x 24"	LP11	5	BAR STOOL, DINING	N10	1	DUMP SINK WITH HAND FREE LEVER
A39L	1	SINK, 1 COMPARTMENT LEFT HAND DRAIN BOARD, 52"	D33	1	CHICKEN HOLDING CABINET	G6130	1	SHELVING, 2 TIER, UNDERCOUNTER WITH 30" POSTS, 18" x 30"	LP23	2	BOOTH, SINGLE 48" WIDE	N30	1	MOP SINK
A46	1	PORTABLE BREADER/BLENDER/SIFTER	D34	1	DEDICATED HOLDING UNIT, 12 PANS (4 x 34")	G6136	1	SHELVING, 2 TIER, UNDERCOUNTER WITH 30" POSTS, 18" x 30"	LP22	3	BOOTH, DOUBLE 48" WIDE	N31	2	WATER HEATER
A414	1	ICE BATTER/SIFTER TABLE, 4 PANS, 100"							LP25	1	SETTEE	N40	3	FIRE EXTINGUISHER
A54	1	FREEZER UPRIGHT			<b>E - WALK-IN</b>			<b>H - PRODUCTION</b>	LP26.3	1	SETTEE, CURBED	N50	1	FIRE PROTECTION SYSTEM
A52	1	GREASE COLLECTION SYSTEM	E101	1	WALK-IN COOLER	H103PD	1	PRODUCTION COUNTER DUAL LINE 52 1/4" x 184" (PRINCE CASTLE)	LP27H	2	HANDICAP, CURBED TABLE TOP 27"x30"x30", CORE DRILLED	N60	1	FLOUR BIN
			E102	1	WALK-IN FREEZER	H83	1	WINDOW-WIDE OPEN, DRIVE-THRU, AUTOMATIC	LP30-B	5	TABLE TOP 22"x28"x30", CORE DRILLED	N61	1	RICE BIN
		<b>B - BAKING</b>	E10	2	RACK, BUS PAN			<b>J - FRONT SERVICE COUNTER</b>	LP32C	4	TABLE TOP 48"x28"x30", CORE DRILLED	N10	1	MOP 4 BROOM HANGER
B10	1	OVEN, 1/2" SIZE, DOUBLE DECK CONVECTION, ELEC.	E30.84	1	CHICKEN GRATE VAT, 54 1/2" LONG				LP32P	5	TABLE TOP 48"x28"x30", CORE DRILLED	N80	2	DIAPER CHANGING STATION
B60	1	REFRIGERATOR UPRIGHT			<b>F - VENTILATION</b>				LP33H	3	HANDICAP, TABLE TOP 48"x28"x30", CORE DRILLED	N81	2	WALL MOUNT HAND SINK
B65	1	BISCUIT HOLDING UNIT (OPTIONAL)	F5	1	EXHAUST HOOD, BACK SHELF, 6-20" FRYERS	J10	2	CASH CONTROLLER	LP36	1	COUNTER WITH CONDIMENT, TRASH & PRICE RACK	N82	2	RECESSED, PAPER TOWEL DISPENSER WITH RECEPTACLE
		<b>C - SANDWICH</b>	F5J	1	HEATED HOLDING UNIT, WALL MOUNT	J31	1	SUSPENDED CONDIMENT HOLDER	LP38	1	WALL PARTITION	N83	2	HAND DRYER WITH RECESS KIT
C1021	1	REFRIGERATOR, SANDWICH UNIT				J40	1	UNDER COUNTER REFRIGERATOR	LP41	1	TRASH RECEPTACLE, DOUBLE			<b>P - POINT OF SALE</b>
C20	1	TOASTER, VERTICAL CONTACT			<b>G - SHELVING</b>	J50	3	DISPENSER, CUP	LP43	1	TRASH RECEPTACLE, SINGLE			
C301	1	WALL MOUNTED SHELF, HOLDING UNIT, WRAP	G10.48	1	SHELVING, 4 TIER, 24" WIDE, 48" LONG	J51	2	CUP DISPENSER BRACKET, 2 BAN JAMAR 2412C DISPENSERS EACH	LP45	1	TRASH RECEPTACLE, EXTERIOR	F10	3	CASH DRAWER
			G10.54	1	SHELVING, 4 TIER, 24" WIDE, 54" LONG	J61	1	QUEUING LINE SYSTEM	LP46	1	TRASH RECEPTACLE, EXTERIOR	F30	2	CASH REGISTER
			G10.60	1	SHELVING, 4 TIER, 24" WIDE, 60" LONG			<b>K - DRINKS</b>	LP50	1	SELF-SERVE BEVERAGE DISPENSER	F30	2	PRINTER
D10.18	1	WORK TABLE, WITH 4" BACKSPASH WITH U/S	G14.54	1	SHELVING, 4 TIER, 21" WIDE, 54" LONG	K10	2	ICE CUBER WITH REMOTE CONDENSER	LP52	11	CONDIMENT HOLDER, 1/3 SIZE			<b>Q - SIGNAGE</b>
D10.36	1	WORK TABLE, WITH 4" BACKSPASH WITH U/S	G20.60	3	SHELVING, 5 TIER, 24" WIDE, 60" LONG	K15	1	ICE BIN, 510 LBS	LP54	2	STAINLESS STEEL DRIP PAN	Q1	1	MENUBOARD, DIGITAL 3 PANELS
D10.60	1	WORK TABLE, WITH 4" BACKSPASH WITH U/S	G20.72	2	SHELVING, 5 TIER, 24" WIDE, 72" LONG	K20	1	WATER FILTER, EQUIPMENT	LP58	2	LID AND STRAIN HOLDER	Q2	1	PRE-SELL MENUBOARD, DIGITAL 1 PANELS
D130	1	WORK TABLE, WITH 4" BACKSPASH WITHOUT U/S	G30.36	3	SHELVING, 2 TIER WALL MOUNTED, 36" LONG	K3F	1	SODA DISPENSER, 8 HEAD, DROP-IN, FAST FLOW VALVES	LP61	1	H-COUNTER TRAY COUNTER, ASSEMBLE	Q3	1	MENUBOARD, DRIVE-THRU WITH SPEAKERS
D136	1	WORK TABLE, WITH 4" BACKSPASH WITHOUT U/S	G30.42	3	SHELVING, 2 TIER WALL MOUNTED, 42" LONG	K32	1	SODA DISPENSER, 8 HEAD, COUNTER WITH ICE BIN, ADAPTER PLATE	LP63	1	OVERHEAD HUNG, 18" DIANA KITCHEN RING, 12" DIA.	Q3	1	CLEARANCE POST, DRIVE-THRU (NOT SHOWN - SEE SITE PLAN)
D20	2	MICROWAVE OVEN	G30.48	4	SHELVING, 2 TIER WALL MOUNTED, 48" LONG	K40	1	C02 TANK, BULK				Q24	1	ORDER CONFIRMATION BOARD
D22	1	SHELF, MICROWAVE OVEN	G30.60	1	SHELVING, 2 TIER WALL MOUNTED, 60" LONG	K42	1	BAG-IN-BOX RACK, 1200 CARBONATORS ON 8 SHELVES			<b>M - OFFICE</b>	Q25	1	FULL SIZE PREVIEW BOARD, DRIVE THRU (NOT SHOWN - SEE SITE PLAN)
D30	1	PACKING STATION WITH CUP DISPENSER AND DIPPER WELL	G40.30	2	SHELVING, DUNNAGE RACK, 24" WIDE x 30" LONG	K71	1	BREWER, 12" 4 COFFEE			OFFICE WALL CABINET			
D40	1	SINK, 3 COMPARTMENT, 54" LONG, 18" DEEP RAIL	G40.48	2	SHELVING, DUNNAGE RACK, 24" WIDE x 48" LONG	K72	5	TEA DISPENSER, JURN, 6000 LID	M1	1	WORK TABLE, WITH 4" BACKSPASH WITHOUT U/S - 30" HEIGHT			
D70	2	DISPENSER, HOT WATER, WITH WALL BRACKET	G40.60	2	SHELVING, DUNNAGE RACK, 24" WIDE x 60" LONG				M10	1	FILING CABINET, 2 DRAWER			
D81	1	CHUBB WARMER, ELEC. RETHERMALIZER	G51.48	1	DRIVE-THRU STATION, 24"x48"				M50	1	SAFE			

- (TEXT) EQUIPMENT NUMBER
- GENERAL CONTRACTOR TO COORDINATE ALL ELECTRICAL AND PLUMBING REQUIREMENTS WITH EQUIPMENT VENDOR.
- ALL KITCHEN EQUIPMENT TO BE INSTALLED AS PER MANUFACTURER'S SPECIFICATIONS.
- GENERAL CONTRACTOR TO MAKE ALL MECHANICAL, PLUMBING, AND ELECTRICAL CONNECTIONS FOR ALL EQUIPMENT.
- DECOR ITEMS SUPPLIED BY OWNER AND INSTALLED BY GENERAL CONTRACTOR.
- IT IS THE RESPONSIBILITY OF THE GC TO COORDINATE DELIVERY, UNCRATING, POSITIONING, FINAL HOOK-UP AND REMOVAL OF TRASH OF ALL FINER SUPPLIED KITCHEN EQUIPMENT.
- SEE IDI SHEET FOR INTERIOR SIGN PACK.
- EQUIPMENT SUBSTITUTIONS REQUIRE PROPER PRE-APPROVAL. SUBMIT CUT SHEETS TO THE DEPARTMENT.

REVISIONS	BY
02.16.2018 R.W.VEYER	DG

**OLIVERI ARCHITECTS**  
Member of the American Institute of Architects  
32707 US Hwy 19 • Palm Harbor, FL 34884  
Phone 727-781-7520 • Fax 727-781-0623  
www.oliveriarchitects.com



**GENERAL NOTES**

1. REFER TO POPEYE'S EQUIPMENT SPECIFICATIONS ON POPEYE'S WEB SITE, [www.popeyes.com](http://www.popeyes.com) FOR COMPLETE EQUIPMENT AND UTILITY INFORMATION. POPEYE'S WEB SITE ALWAYS TAKES PRECEDENCE OVER DRAWINGS IN INSTANCE OF CONFLICT.

**KITCHEN EQUIPMENT PLAN**  
SCALE: 3/16" = 1'-0"

**Order Plans @**

New Free Standing Building for  
**POPEYE'S**  
US Highway 29 & Nease Drive  
Athens, Georgia

Date: 11. 07. 17  
Scale: AS NOTED  
Project Mgr: DG  
Drawn: GN11  
Job: 17-083  
Sheet  
**K1**